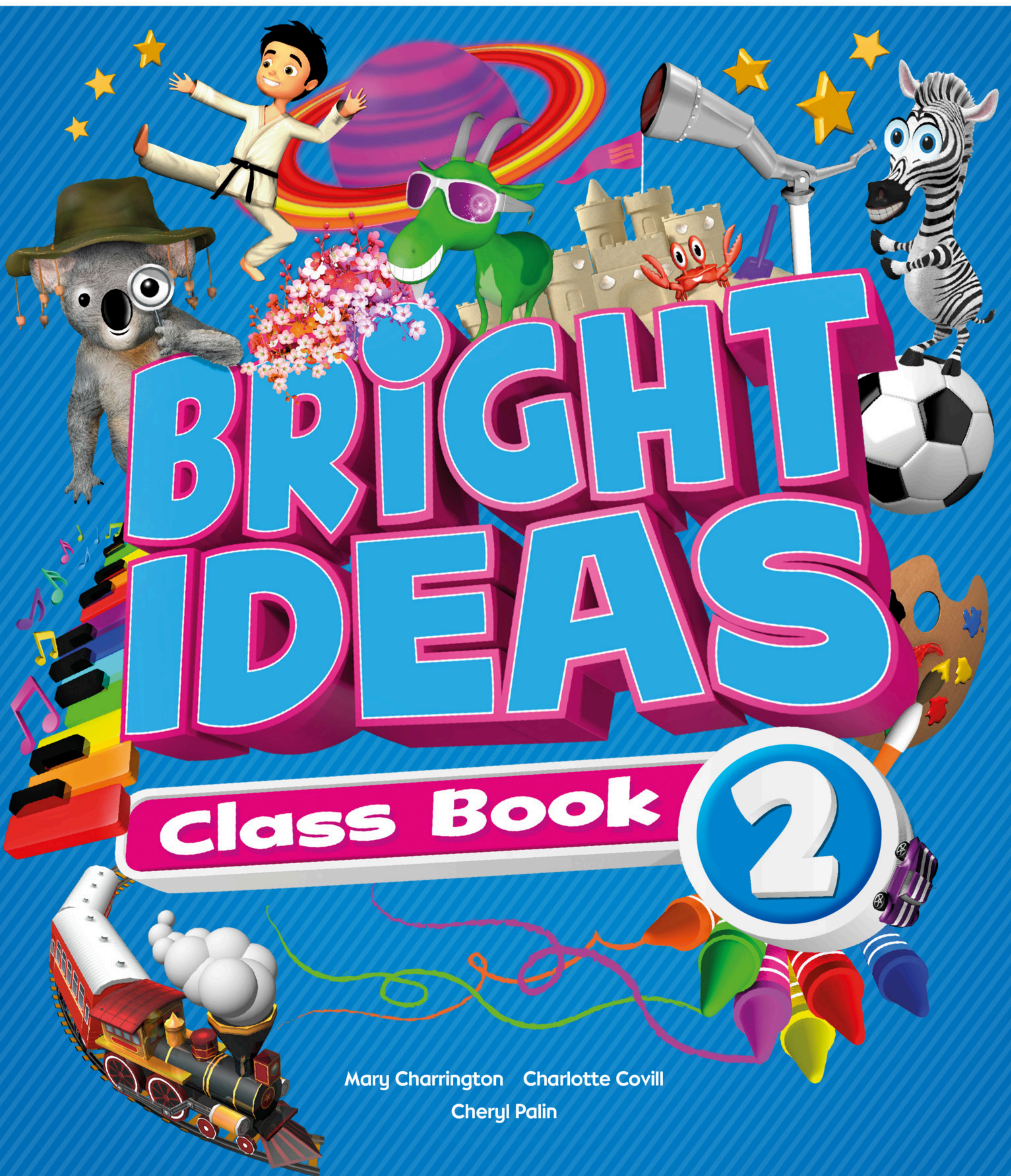


OXFORD



Mary Charrington Charlotte Covill
Cheryl Palin

BRIGHT IDEAS

Class Book 2



Mary Charrington Charlotte Covill
Cheryl Palin

OXFORD
UNIVERSITY PRESS

Syllabus

S Starter
What's your favourite time of year?
Page 4

1
Why do we like birthdays?
Page 8

2
What's fun about games?
Page 18

3
Why are towns great?
Page 28

The Big Project 1
Page 38

4
How can we be healthy?
Page 40

5
Why are animals amazing?
Page 50

Vocabulary	Grammar	Cross-curricular, culture and values	Literacy
Months Seasons Alphabet	When's ... ? What's your favourite time of year? How do you spell ... ? <i>When's your birthday? It's in September. What's your favourite time of year? It's spring. How do you spell ... ?</i>		
Possessions Feelings	Possessive adjectives This is his / her ... <i>This is his camera. This is her necklace.</i> Are you ... ? Is he / she ... ? <i>Are you tired? Yes, I am. No, I'm not. Is he / she hungry? Yes, he / she is. No, he / she isn't.</i>	Art: how to make a birthday card Culture: a game from Greece Values: being a good loser	Instructions The mini book (AB pages 119–120)
Jobs Toys	Is he / she a ... ? <i>Is he / she a teacher? Yes, he / she is. No, he / she isn't. He's / She's a cook.</i> This is ... These are ... <i>This is my train. These are my cars.</i>	Science: the five senses Culture: team games in the UK Values: being part of a team	An email The mini book (AB pages 117–118)
Places in town Prepositions of place	Is there a ... ? Are there any ... ? <i>Is there a park? Yes, there is. No, there isn't. Are there any shops? Yes, there are. No, there aren't.</i> Where's the ... ? It's ... (prepositions of place) <i>Where's the park? It's next to the swimming pool.</i>	Social science: giving directions Culture: a town in Ireland Values: being proud of your town	A tourist brochure The mini book (AB pages 115–116)
A garden collage English in use: <i>It's here. / It's there.</i>			
Sports Break time activities	I ... / I don't ... <i>I play badminton. I don't go rowing.</i> Do you ... ? <i>Do you drink milk? Yes, I do. No, I don't.</i>	PE: a healthy body Culture: a story from Greece Values: taking your time	A Greek story The mini book (AB pages 113–114)
Wild animals Things wild animals do	Do they live ... ? <i>Do they live in water? Yes, they do. No, they don't. They live / don't live on land.</i> Does it ... ? <i>Does it eat meat? Yes, it does. No, it doesn't. It eats / doesn't eat grass.</i>	Science: animal habitats Culture: animals in Australia Values: respecting wildlife	A fact file The mini book (AB pages 111–112)

	Vocabulary	Grammar	Cross-curricular, culture and values	Literacy
<div>6</div> <div>What do we do at school?</div> <div>Page 60</div>	School subjects Activities	What are you doing? <i>I'm doing ...</i> <i>What are you doing?</i> <i>I'm doing maths.</i> What's he / she doing? <i>He's / She's ... +ing.</i> <i>What's he / she doing in music?</i> <i>He's / She's singing a song.</i>	Maths: numbers 1-100 Culture: a school in Barbados Values: joining in	A school newsletter The mini book (AB pages 109-110)
<div>The Big Project 2</div> <div>Page 70</div>	A fun flipbook English in use: <i>Let's ...</i>			
<div>7</div> <div>What's fun about being outdoors?</div> <div>Page 72</div>	Outdoor things Food	Whose is this ... ? It's ... (possessive pronouns) <i>Whose is this cap?</i> <i>It's mine / yours / his / hers / ours / theirs.</i> Would you like a / some ... ? <i>Would you like a drink?</i> <i>Would you like some cherries?</i> <i>Yes, please. No, thank you.</i>	Geography: weather around the world Culture: Japanese haiku Values: celebrating nature	Poems and haiku The mini book (AB pages 107-108)
<div>8</div> <div>What's great about making things?</div> <div>Page 82</div>	Crafts Arts and crafts materials	Do you like +ing ... ? <i>Do you like making masks?</i> <i>Yes, I do. No, I don't.</i> <i>I like / don't like making cards.</i> Can you pass me that / those ... , please? <i>Can you pass me that glue, please?</i> <i>Can you pass me those scissors, please?</i> <i>Here you are.</i>	Science: materials Culture: food in Germany Values: being creative	Instructions The mini book (AB pages 105-106)
<div>The Big Project 3</div> <div>Page 92</div>	A picture timetable English in use: <i>How many ... ? / When ... ?</i>			
<div>Writing Practice</div> <div>Pages 94-99</div>	Units 1-3: Possessions, Jobs, Places in town Units 4-6: Sports, Wild animals, School subjects Units 7-8: Outdoor things, Crafts			
<div>Festival 1</div> <div>Page 100</div>	Diwali			
<div>Festival 2</div> <div>Page 101</div>	Easter			
<div>Exam Preparation and Practice</div> <div>Page 102</div>	Cambridge English Qualifications Pre A1 Starters Listening Parts 1-4 Speaking Parts 1-4 Reading and Writing Parts 1-5 (AB pages 85-94)			



What's your favourite time of year?

Lesson 1 Vocabulary, functional language and song

1 Listen and point to the photos. Then listen and sing. 001

Can you see the children
At Sunny Lane School?
Can you remember who is who?
Point to Zara, and Finn in blue.

Point to Leo, and Priti and Ted.
Point to Emily all in red.
Point to Chen and Rosie too.
Point to Norman and Blue Clue.

2 Listen and point. Then listen and repeat. 002

Sunny Lane Primary School

January  Zara	February  Finn	March  Leo	April
May  Chen	June  Rosie	July	August  Blue Clue
September  Ted	October  Norman	November  Priti	December  Emily

3 Listen and repeat. 003

4 **Communicate** Ask and answer.



What's your favourite time of year?

When's your birthday?

It's my birthday!

It's in September.



S

Lesson 2 Vocabulary, functional language and song

1 Listen and point. Then listen and repeat.  004

spring




summer



autumn



winter



hot cold

2 Listen and sing.  005

1

Spring, summer, autumn, winter.
What's your favourite time of year?
Is it spring? Is it spring,
When the leaves appear?



3

Spring, summer, autumn, winter.
What's your favourite time of year?
Is it autumn? Is it autumn,
When the birds fly away from here?



2

Spring, summer, autumn, winter.
What's your favourite time of year?
Is it summer? Is it summer,
When it's hot and sunny here?

4

Spring, summer, autumn, winter.
What's your favourite time of year?
Is it winter? Is it winter,
When the days are cold and clear?

3 Think  Look and write the seasons.

1



2



3



4

4 Listen and repeat.  006



What's your favourite time of year?

It's spring.

5 Communicate  Ask and answer.





S

Lesson 3 Alphabet and story

- 1 Listen and point to the letters.
Then listen and repeat.  007
- 2 Listen and say the chant.  008



Say the alphabet with Ted!

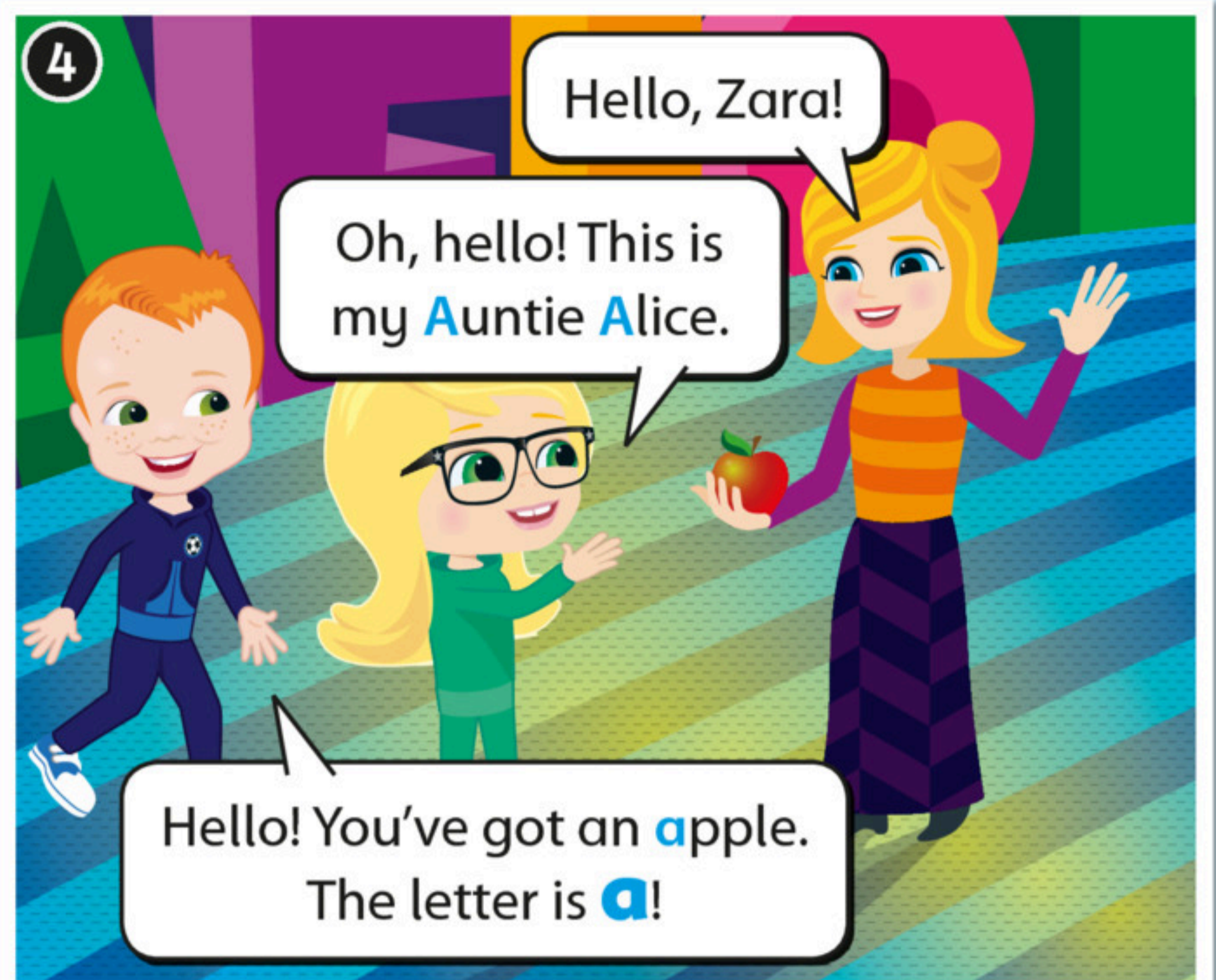
- 3 **Think**  Spell your name.
- 4 **BEFORE YOU READ** Look at the story title and guess. What can you see in Alphabet Land?
- 5 Listen and read.  009
- 6 **AFTER YOU READ**
Watch the story video. 
Complete the activities. 



Find Norman

Alphabet Land






1

Why do we like birthdays?



Felix's star idea ★

I like birthday cake!



Sing with Finn



**Birthday
Land**

Lesson 1

THE BIG QUESTION


- 1 Look at the pictures with your teacher.
Answer. What can you see?
- 2 Watch the Big Question video. ▶
Do you like Felix's birthday party?
- 3 Watch the Big Question video again. ▶
Which foods and drink can you see?



Play with Leo



Learn with Rosie



Read with Georgios

Find the fruit.



1

Lesson 2 Vocabulary and song

Why do we like birthdays?

We like presents!

1 Listen and point. Then listen and repeat. 012

2 Listen and point. Then listen and sing. 013

3 Think Say what you've got and what you haven't got.



Finn

There's some chocolate and a dinosaur.
A board game, a robot and a big jigsaw.
An umbrella, a watch and a scooter too!
Lots of presents for you! (Lucky you!)

Happy Birthday!
We like presents.
Happy Birthday!
We like presents.
Happy Birthday!
We like presents.
Happy Birthday to you.

This is his camera. This is her dress.
And look! A balloon and a new necklace.
There's a book and a skateboard too!
Lots of presents for you! (Lucky you!)

Chorus



1 board game

2 jigsaw

3 balloon

4 camera

5 dress

6 necklace

7 chocolate

8 watch

9 umbrella

10 dinosaur

4 Put on the stickers. AB Page 7

1

Lesson 3 Grammar



This is his camera.
This is her necklace.

1 Listen. Then repeat. 014

2 Collaborate Act out.

1 This is her balloon.

It's her birthday.




2 This is his balloon.

It's his birthday.

3 And this is my balloon!

It's my birthday too!

3 Think Look and guess.




4 Follow and draw in activity 3. Then listen and point to your pictures. 015

5 Communicate Point to pictures 1-6 and the boy and the girl. Say.

1

Lesson 4 Vocabulary and story

1 Listen and point.
Then listen and repeat.  016

2 **Think**  Say how you feel and how you don't feel.



1 happy



2 sad



3 hungry



4 thirsty





5 angry



6 tired

3 **BEFORE YOU READ** Look at the story title and guess. What can you see in Birthday Land?

4 Listen and read.  017

5 **AFTER YOU READ**
Watch the story video. 
Complete the activities. 

AB Page 9

Why do we like birthdays?

I like family celebrations.



Leo

Find Norman

Birthday Land

1

It's a party, Priti.



That's my cousin Laila.
It's her birthday.

2

Where's Norman?



I don't know, Leo.
But here's Blue Clue.

Laila wants to play
with you. Help her
and you can find
Norman too!



1

Lesson 5 Grammar



Are you tired?

Yes, I am.

No, I'm not.

Is he / she hungry?

Yes, he / she is.

No, he / she isn't.

1

Listen and say the chant. 019



Grammar Chant






Is he tired? Yes, he is.
He's tired and he's sad.
Is she angry? No, she isn't.
She's happy with Mum and Dad.

Are you hungry? Yes, I am.
I'm hungry and thirsty too.
Are you sad? No, I'm not.
I'm happy! I'm Blue Clue!



2

Listen and circle. 020



3

Listen and repeat. 021

Are you thirsty?



No, I'm not.



4

Communicate Find two feelings that are the same. Play the game.

Are you happy?



Yes, I am.



1

Lesson 6 Cross-curricular

Rosie




Why do we like birthdays?

I like birthday cards!

How to make a birthday card

You need ...

1



card

2



string

3



sticky tape

4



pens

2

Think



Guess and number the pictures in order.

3



Listen and check. 024

4

Think



Design the front of the birthday card.



1

Lesson 7 Literacy and culture

1

BEFORE YOU READ Look at the pictures. Answer.

- 1 How many children are there?
- 2 Where are they?

2

Listen and read the instructions.  025

Then answer your teacher's questions.

Georgios

Why do we like birthdays?

I like party games!

How to play Statues

A game from Greece



- 1 One player is 'It'. 'It' closes his or her eyes. 'It' thinks of a number. The number is a secret.
- 2 'It' counts. The other children run around.
- 3 'It' counts to the secret number. Then 'It' shouts 'Statues!'
- 4 The other children stand like statues. They can't move.
- 5 'It' looks at the statues. The moving statues are out.
- 6 'It' tries to make the statues move.
- 7 The winner is the statue that doesn't move.



3

AFTER YOU READ

Complete the activities.

AB Page 12

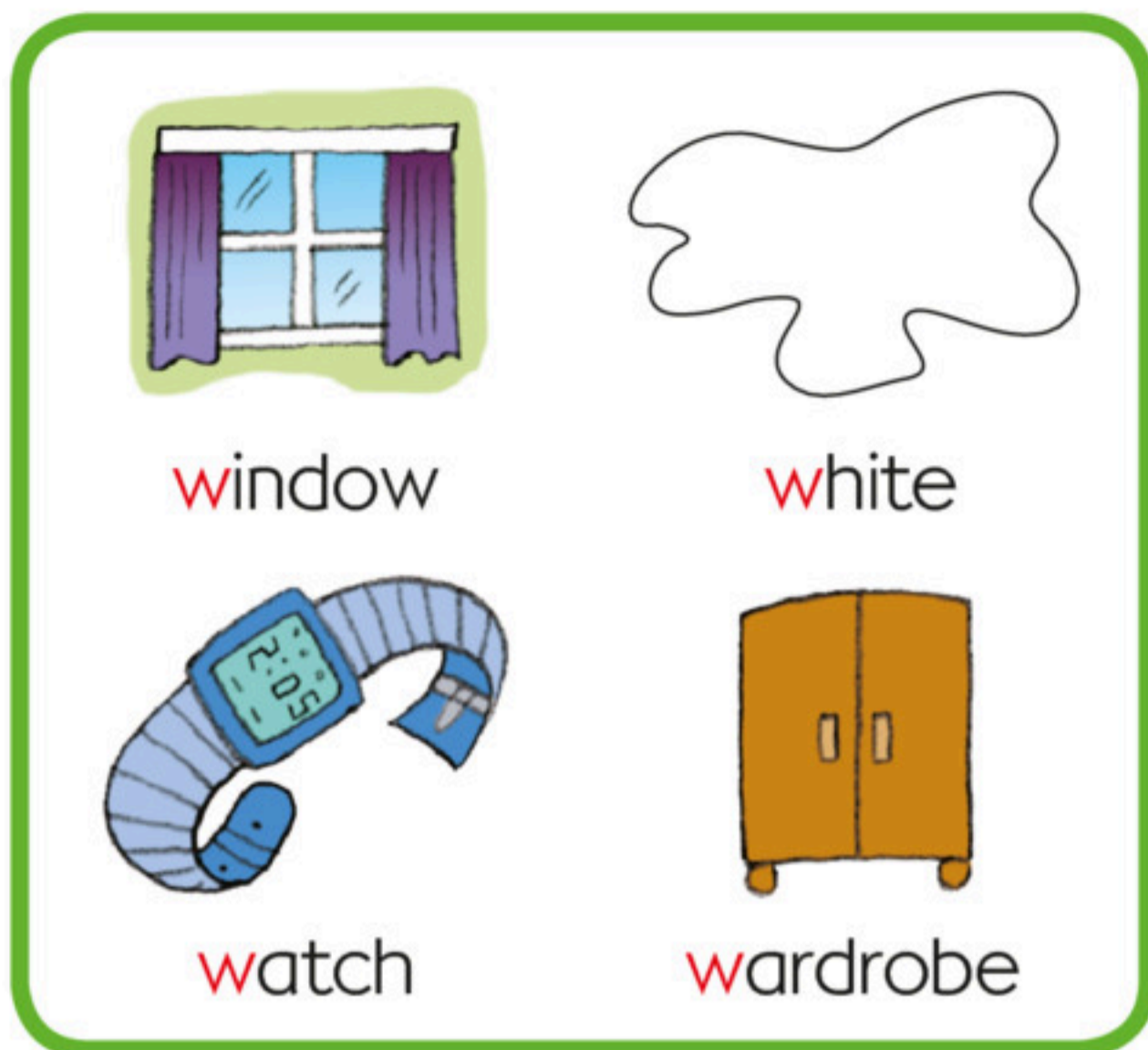
Our Values

Be a good loser!



1

Lesson 8 Sounds and speaking

1 Listen and repeat.  0262 Listen. Say the tongue twister.  027

Will walks to the window with a white watch.

3 **Communicate**  Play the game. **AB Page 13**

Lessons 9 and 10

THE BIG QUESTION REVIEW

REVIEW VIDEO

1 Watch and answer the questions on the review video.  2 Find and write. **CB Pages 94-95**3 **Think, pair, share!** Answer.

1 Which is your favourite answer to the Big Question?

2 Why do *you* like birthdays?4 **Create**  Make a mini book. **AB Pages 119-120**

Write. Read at home.

5 **Colour.** **Self-evaluation**

My work in unit 1 is



OK



good



excellent



2

What's fun about games?



Maria's star idea ★

We can play video games.



Sing with Priti



Toy Land


Lesson 1

THE BIG QUESTION

- 1 Look at the pictures with your teacher.
Answer. What can you see?
- 2 Watch the Big Question video. ▶
Which games do you like?
- 3 Watch the Big Question video again. ▶
How many people are in Maria's family?



Play with Ted



Learn with Leo



Read with Jay

Find the football.



2

Lesson 2 Vocabulary and song

Priti

1 Listen and point. Then listen and repeat. 029

2 Listen and point. Then listen and sing. 030

3 **Think** Think about people you know.
What jobs do they do?

What's fun about games?

Dressing up is fun!



Clothes for dressing up! Who do you want to be?
I'm a police officer. Hey, look at me!

Is he a football player? No, he's a cook.
Is she a zoo keeper? Yes, she is. Look!

Chorus

Is he a teacher? No, he's a waiter.
Is she a scientist? Yes, she is. Look!

Chorus

Is he a doctor? No, he's a builder.
Is she a farmer? Yes, she is. Look!

Chorus

- | | | | | |
|------------------|-----------|-------------------|-------------|--------------|
| 1 police officer | 2 cook | 3 football player | 4 scientist | 5 zoo keeper |
| 6 doctor | 7 builder | 8 waiter | 9 farmer | 10 teacher |

4

Put on the stickers. AB Page 15

2

Lesson 3 Grammar



Is he / she a teacher?
Yes, he / she is. No, he / she isn't.
He's / She's a cook.

1 Listen. Then repeat. 031

2 Collaborate Act out.

1 Is he a farmer?

Yes, he is.

2 Is she a scientist?

No, she isn't.

3

She's a cook.

3 Think What are the jobs? Listen and tick ✓ or cross ✗. 032

1

☒

2

☐

3

☐

4

☐

5

☐

6

☐

4 Listen and say. 033

5 Communicate Ask and answer.

2

Lesson 4 Vocabulary and story

What's fun about games?

Playing with toys is fun.



Ted

1 Listen and point. Then listen and repeat. 035

2 Think Look and say the toys you've got and the toys you haven't got.



1 bus




2 car



3 motorbike



4 lorry



5 plane



6 train

Find Norman

Toy Land

1

Hey! Look at these big toys, Ted!

They're my toys! We're in my bedroom, but we're very small!

2

Woah! Look at Blue Clue!

Today you're small. I'm big and blue. Be careful! Norman is very big too!

3 BEFORE YOU READ Look at the story title and guess. Which toys are in Toy Land?

4 Listen and read. 036

5 AFTER YOU READ Watch the story video. Complete the activities. AB Page 17



2

Lesson 5 Grammar



This is my train.
These are my cars.

1

Listen and say the chant. 038



Grammar Chant

These are my lorries
And this is my train.
These are my motorbikes.
This is my plane.
This is my bus
And this is my car.
Lots of toys! I can go far.



2

Listen, circle and match. 039

1



This is ...
These are ...

2



This is ...
These are ...

3



This is ...
These are ...

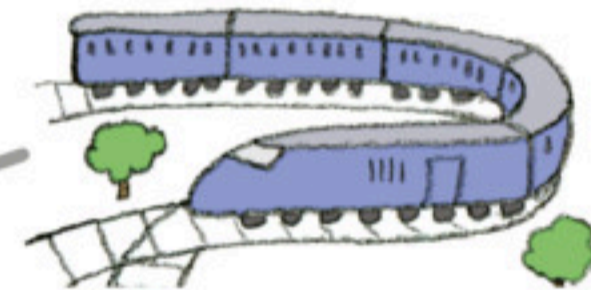
4



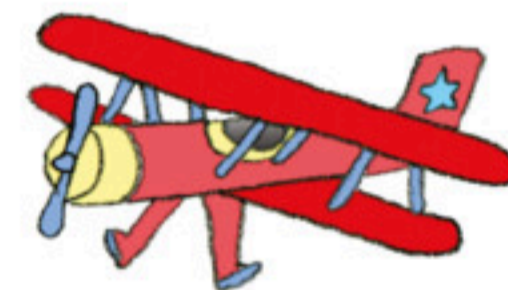
This is ...
These are ...




my motorbikes.



my train.



my plane.



my cars.

3

Listen and repeat. 040

4

Communicate



Play the game.



pencil

This is my
pencil.



books

These
are my
books.



2

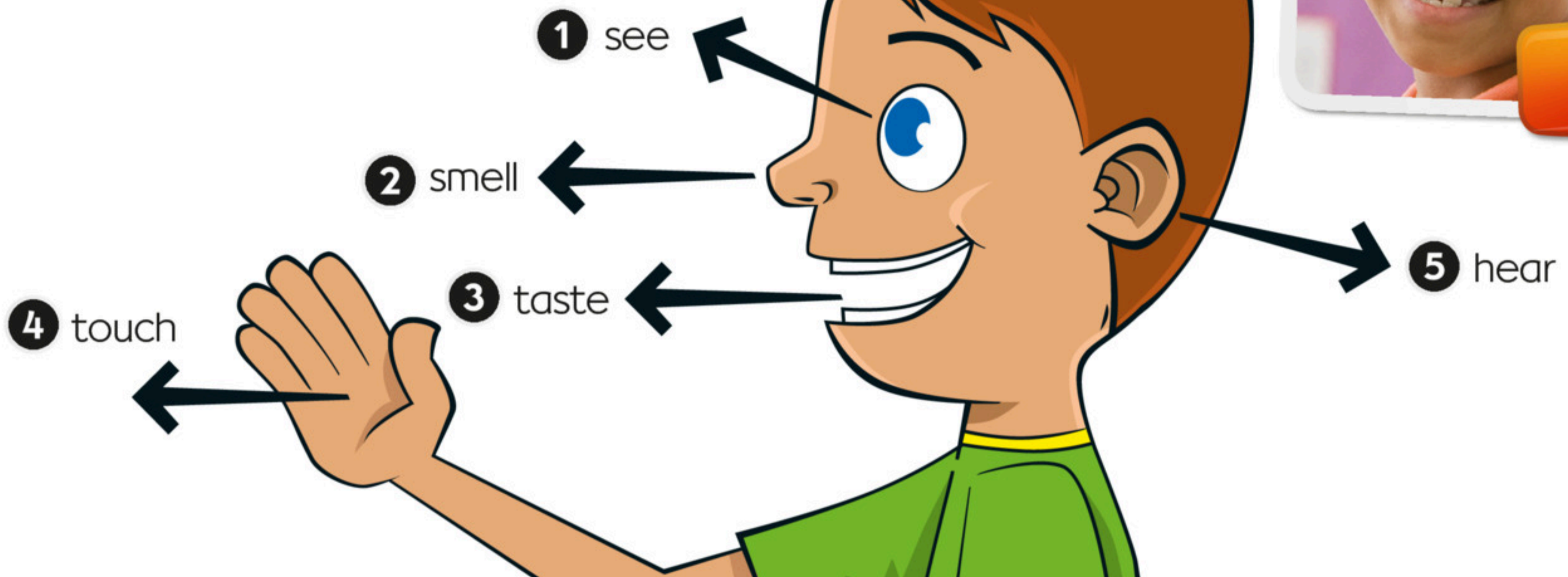
Lesson 6 Cross-curricular

What's fun about games?

We can play
guessing games.

1 Listen and point. Then listen and repeat. 041

I've got five senses. I can ...



Leo

2 **Think** Read and write the sense. Then say.

- a I can see with my eyes. d I can _____ with my nose.
- b I can _____ with my ears. e I can _____ with my mouth.
- c I can _____ with my hands.

3 **Collaborate** Play a guessing game. Ask and answer.

Work in pairs. Your friend covers their eyes. Follow the instructions.

Smell

- Say *Smell this*.
Give your friend something to smell.
- Ask *What's this?*
- They guess.
It's cheese.
Then it's your turn.

**Taste**

- Say *Taste this*.
Give your friend something to taste.
- Ask *What's this?*
- They guess.
It's an apple.
Then it's your turn.

4 **Think, pair, share!** Play the game with other senses.


2

Lesson 7 Literacy and culture

Jay

1 BEFORE YOU READ Look at Jay's email and his pictures. Answer.

- 1 Who is the email to?
- 2 What does Jay say thank you for?

2 Listen and read the email.  042
Then answer your teacher's questions.

What's fun about games?

We can play team games.

To: Grandpa
From: Jay
Date: 8th September
Subject: Football

Dear Grandpa



Thank you for the football. It's great!
How are you? This is a photo of my school football team. Can you see me?
I'm wearing my football kit. This is my T-shirt and these are my socks. They're very long.

My favourite football player is Andy Carroll from West Ham. West Ham is a football team from London.

Football is my favourite team game. I like rugby too. What's your favourite team game?

Please say hello to Grandma.

Love Jay x x



3

AFTER YOU READ

Complete the activities. **AB Page 20**

Our Values

Be part of a team.




2

Lesson 8 Sounds and speaking

1 Listen and repeat.  0432 Listen. Say the tongue twister.  044

A big book in a big bag on a big bus.

3 **Communicate**  Play the game. **AB Page 21**

Lessons 9 and 10

THE BIG QUESTION REVIEW

**REVIEW
VIDEO**

1 Watch and answer the questions on the review video. 2 Find and write. **CB Pages 94–95**3 **Think, pair, share!** Answer.

1 Which is your favourite answer to the Big Question?

2 What's fun about games for *you*?

4 **Create**  Make a mini book. **AB Pages 117–118**

Write. Read at home.

5 **Colour.** **Self-evaluation**

My work in unit 2 is



OK



good



excellent




3

Why are towns great?



Huan's star idea ★

There are different ways to travel.



Sing with Finn



Town Land

Lesson 1

THE BIG QUESTION

- 1 Look at the pictures with your teacher.
Answer. What can you see?
- 2 Watch the Big Question video. ▶
Which is your favourite way to travel?
- 3 Watch the Big Question video again. ▶
How many ways to travel can you see?



Play with Priti



Learn with Chen



Find the train.



Read with Caitlin

3

Lesson 2 Vocabulary and song

Finn



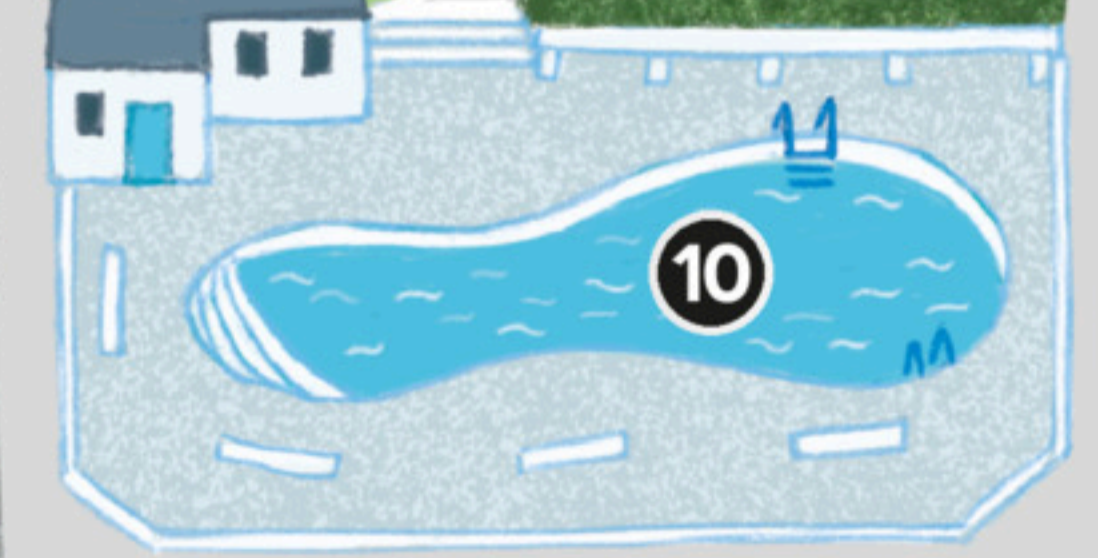


1 Listen and point. Then listen and repeat. 046

2 Listen and point. Then listen and sing. 047

3 **Think** Think about where you live.
Say the places.

Why are towns great?

There are lots of places in town.



Is there a hospital?
Is there a station?

Yes, there is.

Look around, look around,
Look around the town!

Is there a museum,
A castle or a park?

Chorus

Is there a library
Or a swimming pool?

Chorus

Are there any cinemas,
Restaurants or shops?

Yes, there are.

Look around, look around,
Look around the town!

1 castle

2 cinema

3 museum

4 station

5 hospital

6 park

7 library

8 shop

9 restaurant

10 swimming pool

4

Put on the stickers.

AB Page 23

3 Lesson 3 Grammar



Is there a park?
Yes, there is.
No, there isn't.

Are there any shops?
Yes, there are.
No, there aren't.

1 Listen. Then repeat. 048

2 Collaborate Act out.

1

Guess my favourite place.

Are there any shops?

No, there aren't.

2

Is there a river?

Yes, there is.

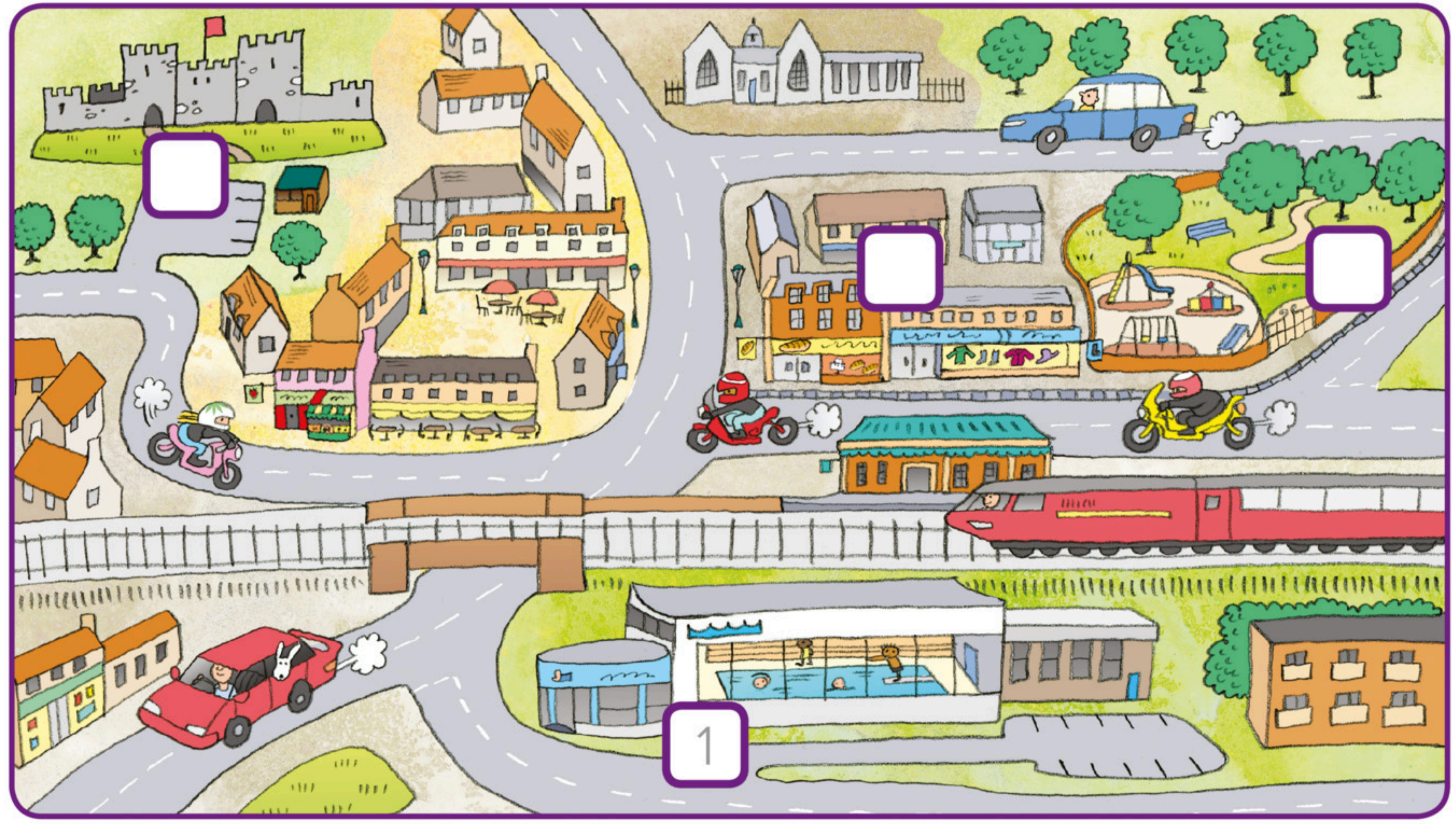
3

Are there any ducks?

Yes, there are.

It's the park!

3 Listen and number. 049



4 Listen and answer. 050

5 Communicate Ask and answer.

3

Lesson 4 Vocabulary and story

1 Listen and point. Then listen and repeat. 051

2 **Think** Listen and say what's missing. 052



1 next to



2 between



3 in front of



4 behind



5 opposite



6 above

3 **BEFORE YOU READ** Look at the story title and guess. Which places are in Town Land?

4 Listen and read. 053

5 **AFTER YOU READ**
Watch the story video.
Complete the activities.

AB Page 25

Priti



Why are towns great?

Exploring towns is interesting.

Town Land

Find Norman

1



We're in a town.
Here's a map.

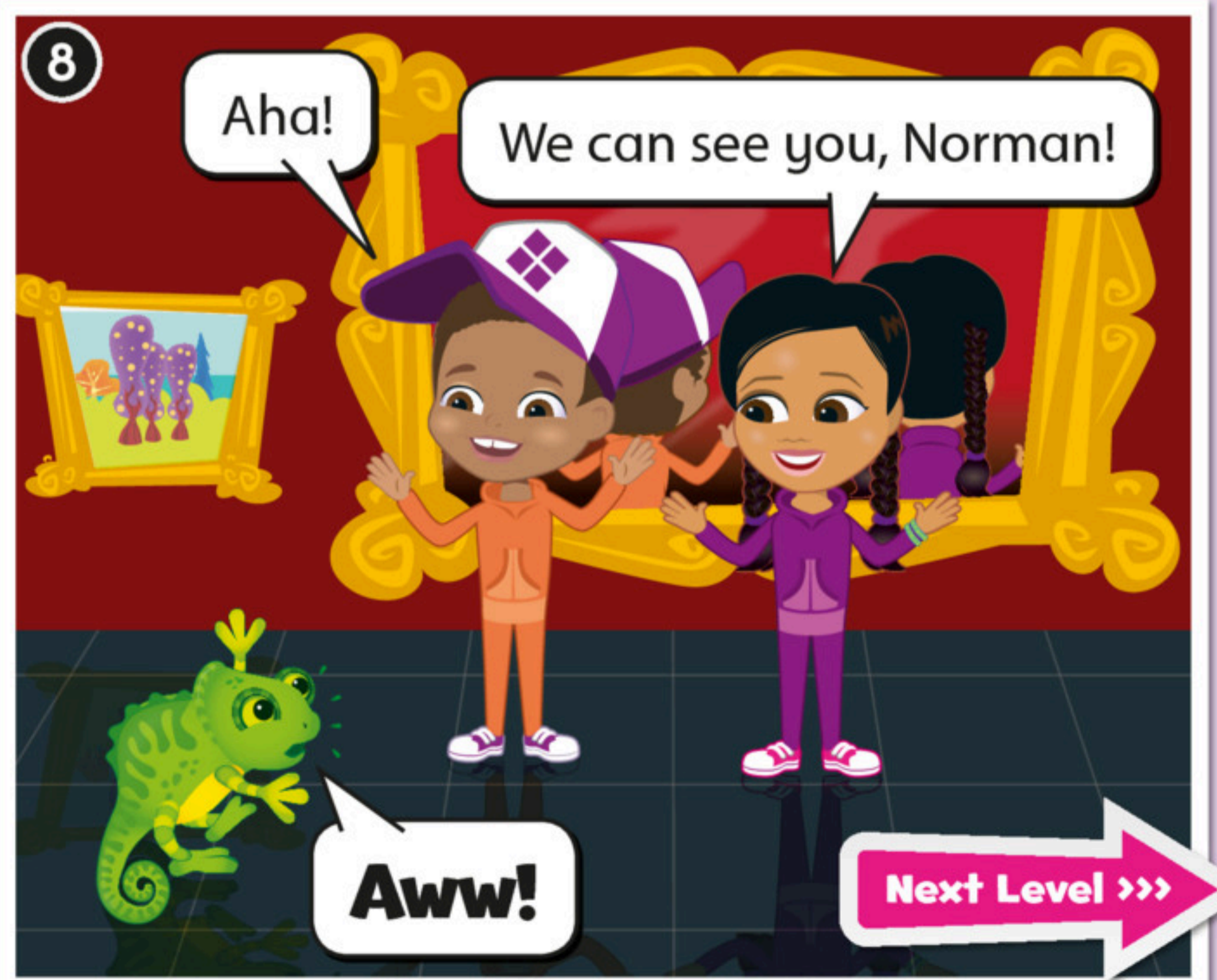
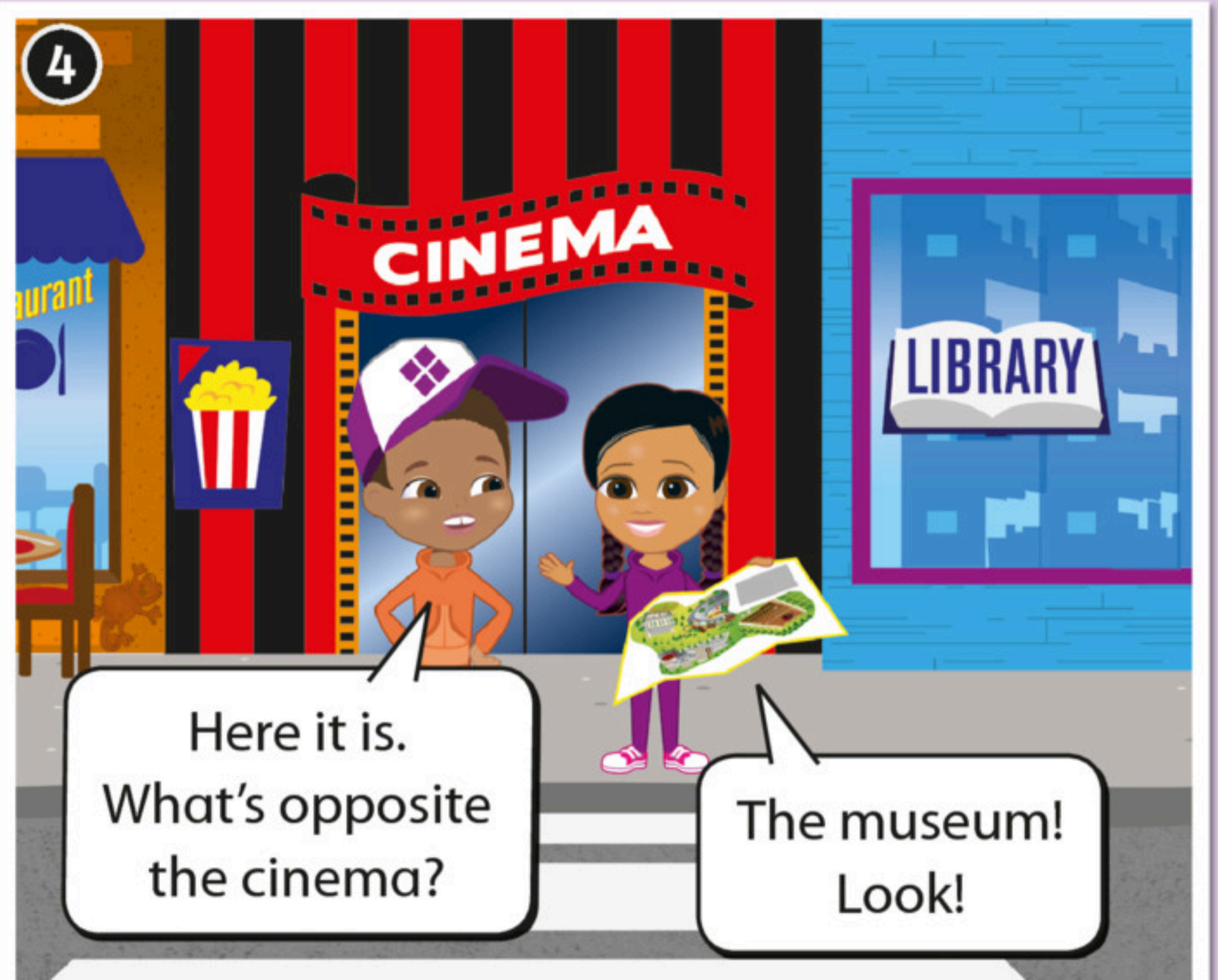


But where's Norman?

2

Opposite the cinema, next to the shop. When you see Norman, turn and stop!





3

Lesson 5 Grammar



Where's the park?
It's next to the swimming pool.

1 Listen and say the chant. 055



Grammar Chant



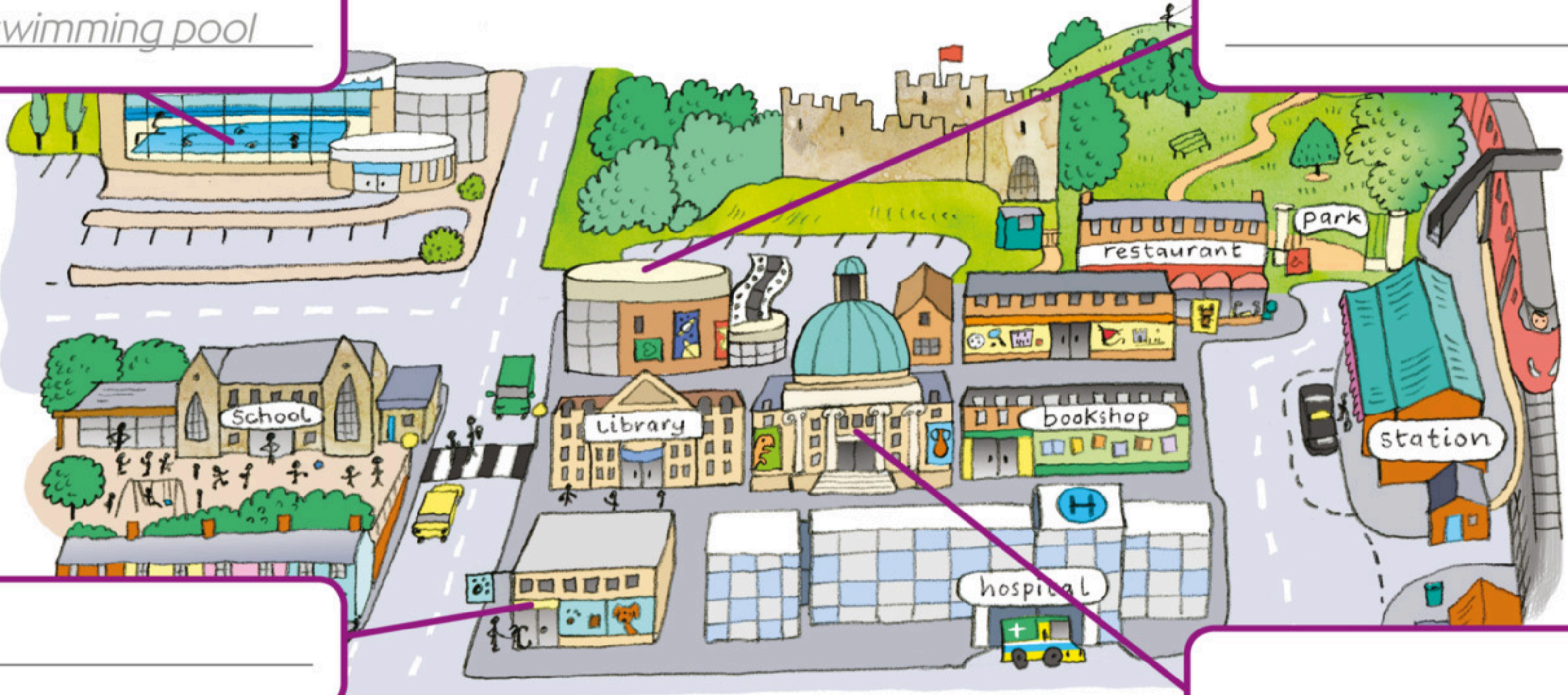
Where's the park?
Where's the park?
Is it next to the library
Or opposite the school?
In front of the hospital
Or behind the swimming pool?

No! No! Look and see!
I'm in the park. Can you see me?
Between the station and the
restaurant.
There's the park. And look, it's me!

2 Listen and write. 056

museum cinema pet shop ~~swimming pool~~

swimming pool



3 Listen and repeat. 057

4 **Communicate** Look at the map in activity 2. Play the game.



It's between
the library
and the
bookshop.

The museum.



It's behind
the hospital.

The bookshop.



3

Lesson 6 Cross-curricular

1 Listen and point. Then listen and repeat.  058

How do I get to the ... ?

1



Turn left.

2



Turn right.

3



Go straight on.

Chen



Why are towns great?

It's easy to walk around towns.

2 **Think**  Look at the map. You're at Chen's house. Read, find and say the place.

1



Turn left.



Turn right.

It's opposite the library.

2



Turn left.

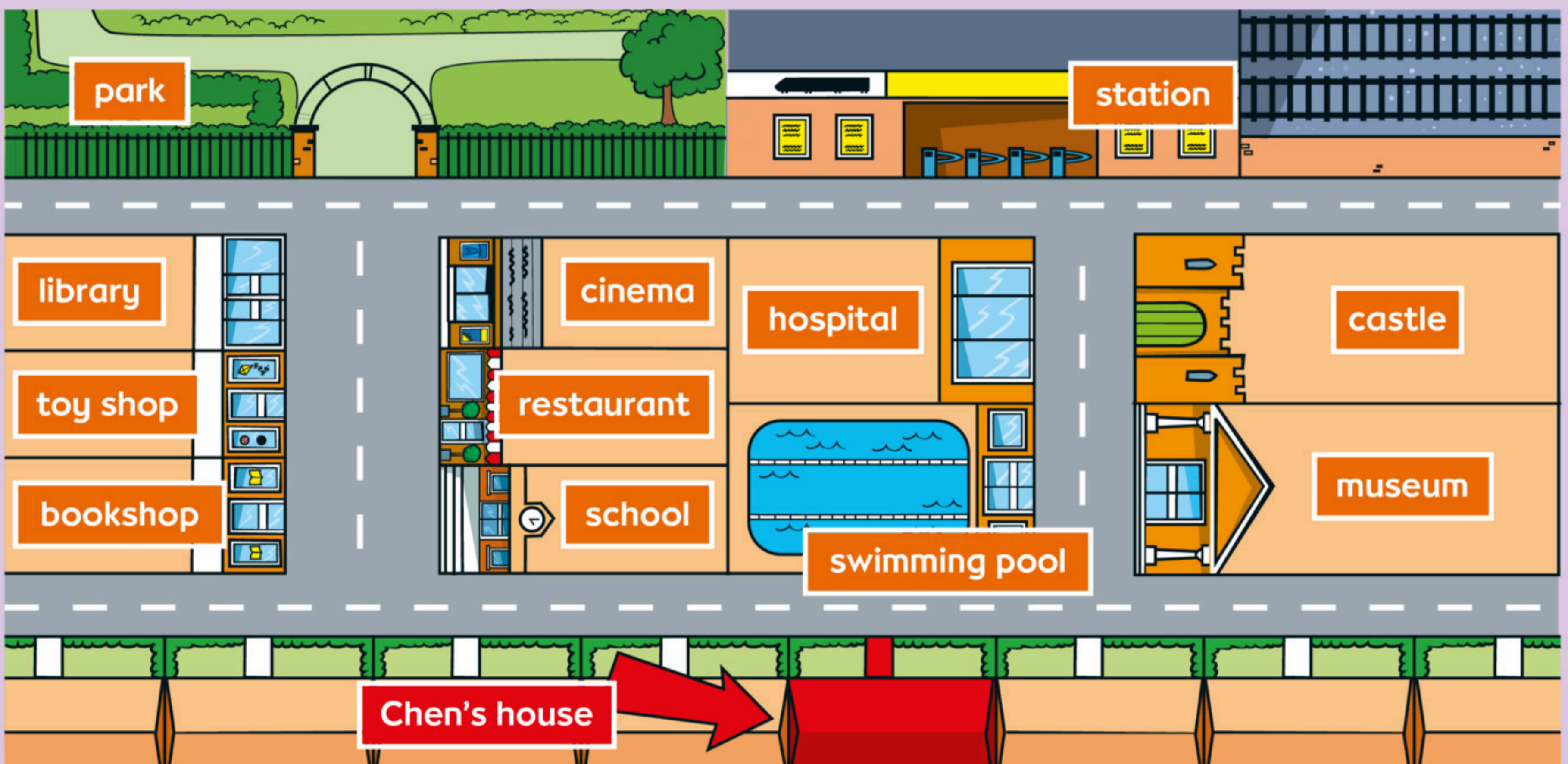


Turn right.



Go straight on.

It's in front of you.



3

Communicate 

You're at Chen's house.
Ask and answer *How do I get to the ... ?*

library hospital toy shop station

4

Think, pair, share! Ask and answer
*How do I get from the ...
to the ... ?*

3

Lesson 7 Literacy and culture

Caitlin



Why are towns great?

We can visit interesting places.

1 BEFORE YOU READ Look at the photos. Answer.

- 1 Is there a castle in Kilkenny?
- 2 What else can you see in the photos?

2 Listen and read the brochure.  059
Then answer your teacher's questions.

Come to Kilkenny in Ireland



There are old houses, beautiful buildings and lots of history. You can ...



- visit the old castle and learn about the history of the town.



- visit the museum opposite the castle and see lots of arts and crafts.



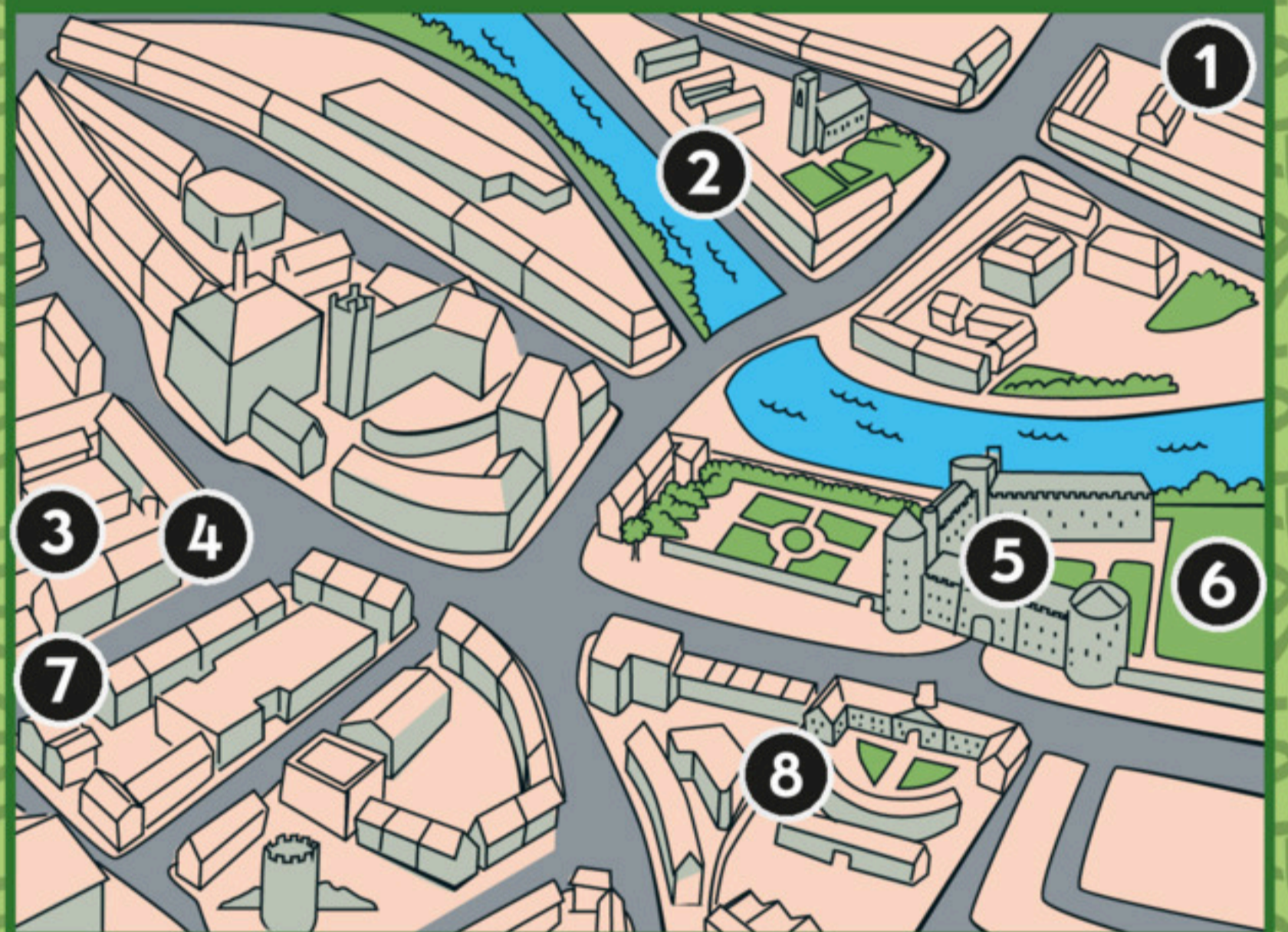
- ride a bike in the park next to the castle.



- go on a boat on the river.

There are lots of great shops and restaurants too.

PLAN YOUR VISIT TODAY!



Key

1 bus station

2 library

3 shops

4 restaurants

5 castle

6 park

7 cinema

8 museum

For more information, call
01 987 6052 or go to
www.visitkilkennytown.com

3 AFTER YOU READ

Complete the activities. 


Our Values

Be proud of your town.




3

Lesson 8 Sounds and speaking

1 Listen and repeat.  0602 Listen. Say the tongue twister.  061

I'm in a room in a museum, and my mum and my mouse are with me.

3 **Communicate**  Play the game. **AB Page 29**

Lessons 9 and 10

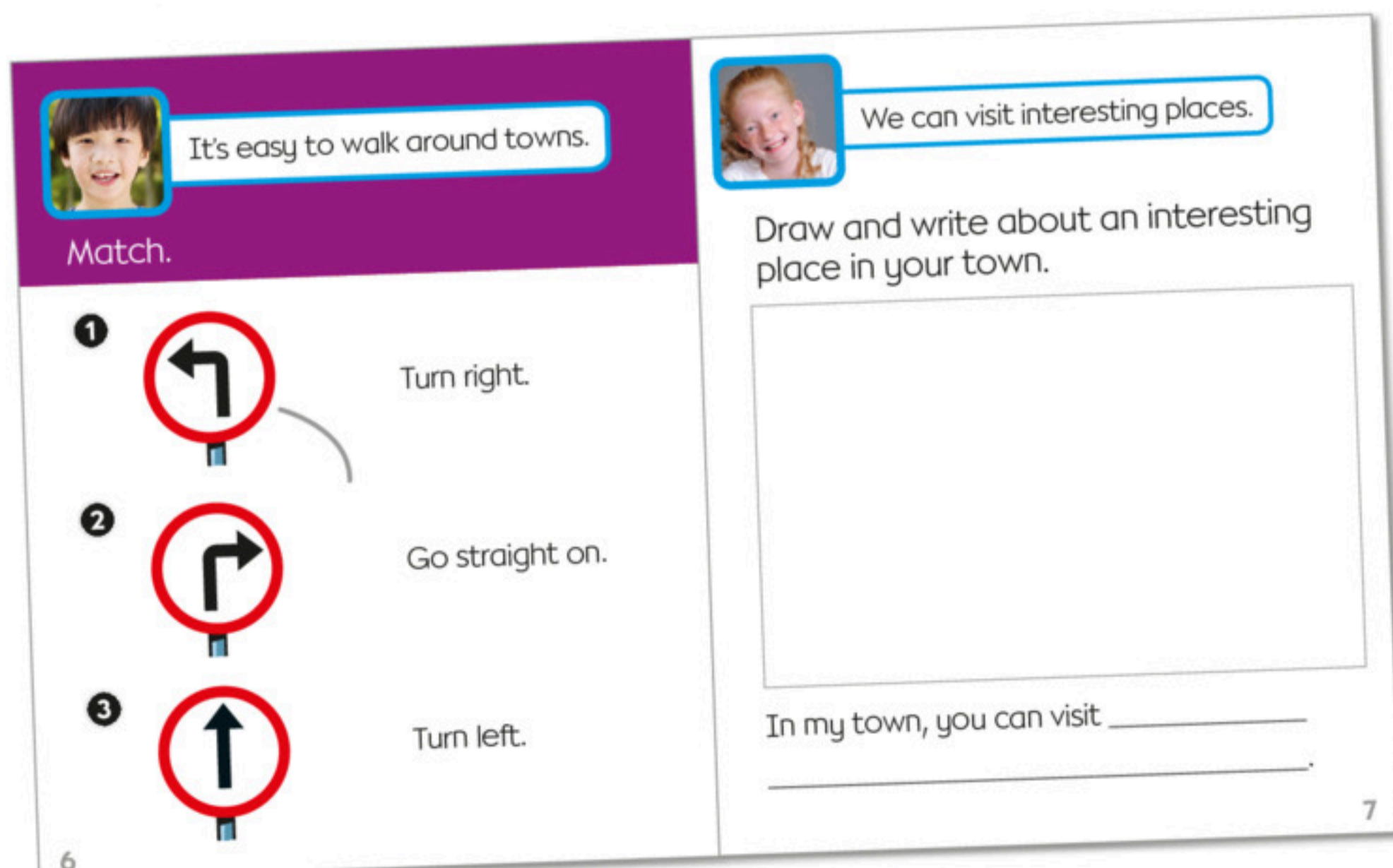
THE BIG QUESTION REVIEW


1 Watch and answer the questions on the review video. 2 Find and write. **CB Pages 94-95**3 **Think, pair, share!** Answer.

- 1 Which is your favourite answer to the Big Question?
- 2 Why do *you* think towns are great?

4 **Create**  **Make a mini book.** **AB Pages 115-116**

Write. Read at home.

5 **Colour.** **Self-evaluation**

My work in unit 3 is



OK



good



excellent




A garden collage

Think about it

1 **Think**  Which garden words can you remember? **WHOLE CLASS**



flower



hedge



tree



carrots



bird



apples

2 **Think**  What's in your perfect garden? Ask your teacher. **WHOLE CLASS** **AB Page 78 Activity 1**

Make

3 **Create**  Make a garden collage. **PROJECT GROUP**



Find things to use for your perfect garden collage. You can take photos, find pictures on the internet or make things.



Stick things on a sheet of paper.



Finish your collage.



Put your collages on the wall.

4 Listen and read. Then repeat.  062 **WHOLE CLASS**



English in use

We say *It's here.* to talk about things that are close to us.
We say *It's there.* to talk about things that are far away from us.



Practise

5 **Collaborate**  Talk about your garden collages. **WHOLE CLASS**



4

How can we be healthy?



Olivia's star idea ★

We can eat healthy food.



Sing with Emily



Healthy Land

Lesson 1

THE BIG QUESTION

- 1 Look at the pictures with your teacher.
Answer. What can you see?
- 2 Watch the Big Question video. ▶
Which is your favourite healthy food?
- 3 Watch the Big Question video again. ▶
What food can you see?




Play with Chen



Learn with Rosie

Find the tomatoes.



Read with Yannis



4

Lesson 2 Vocabulary and song

1 Listen and point. Then listen and repeat.  064

2 Listen and point. Then listen and sing.  065

3 **Think**  Which sports have got:

- a ball? • a bike? • special clothes?

Emily



How can we be healthy?

We can play lots of sports.

There are lots of sports,
Lots of sports you can do.
I do trampolining.
What about you?

I don't play badminton.
I don't play handball.
I do athletics
And gymnastics in the hall.

There are lots of sports,
Lots of sports you can do.
I play baseball.
What about you?

I don't go mountain biking
Or play rugby at school.
I don't go rowing.
I go swimming in the pool.

There are lots of sports,
Lots of sports you can do. [x2]



1 play handball

2 do trampolining

3 play rugby

4 do gymnastics

5 play badminton

6 play baseball

7 go swimming

8 do athletics

9 go mountain biking

10 go rowing

4

Put on the stickers.

AB Page 31

4

Lesson 3 Grammar



I play badminton.
I don't go rowing.

1 Listen. Then repeat. 066

2 Collaborate Act out.

1
Look! I play rugby.
I don't play rugby.

2
I go mountain biking too.
I don't go mountain biking.

3
I do gymnastics.
You're fantastic!

3 Think Listen and tick ✓ and cross ✗. 067

1 Chen <input checked="" type="checkbox"/>	<input checked="" type="checkbox"/>	2 Emily <input type="checkbox"/>	<input type="checkbox"/>
3 Leo <input type="checkbox"/>	<input type="checkbox"/>	4 Priti <input type="checkbox"/>	<input type="checkbox"/>
5 Ted <input type="checkbox"/>	<input type="checkbox"/>	6 Rosie <input type="checkbox"/>	<input type="checkbox"/>

4 Listen and say the name. 068

5 Communicate Ask and answer.

4

Lesson 4 Vocabulary and story

1 Listen and point. Then listen and repeat.  070

2 **Think**  Look and say what you do and don't do at break time.



1 eat fruit



2 eat sweets



3 drink milk



4 drink lemonade



5 do exercise




6 go outdoors

3 **BEFORE YOU READ** Look at the story title and guess. What can you do at break time in Healthy Land?

4 Listen and read.  071

5 **AFTER YOU READ**

Watch the story video. 

Complete the activities.  AB Page 33

Chen



How can we be healthy?

We can do healthy activities at break time.

Find Norman

Healthy Land

1

We're in Healthy Land. It's break time!




But where's Norman?

2



It's break time in Healthy Land. There are lots of things to do. Find Zara's favourite activity. It's Norman's favourite too.





Do you drink milk?
Yes, I do. No, I don't.

1 Listen and say the chant. 073



Grammar Chant

Do you eat fruit?
Yes, I do.
Do you drink milk?
No, I don't.



Do you go outdoors?
Do you do exercise?
Yes, I do. Yes, I do.

2 Listen and circle. 074



3 Listen and repeat. 075

4 **Communicate** Play the game.



Do you eat fruit?

Yes, I do.



Do you drink lemonade?

No, I don't.

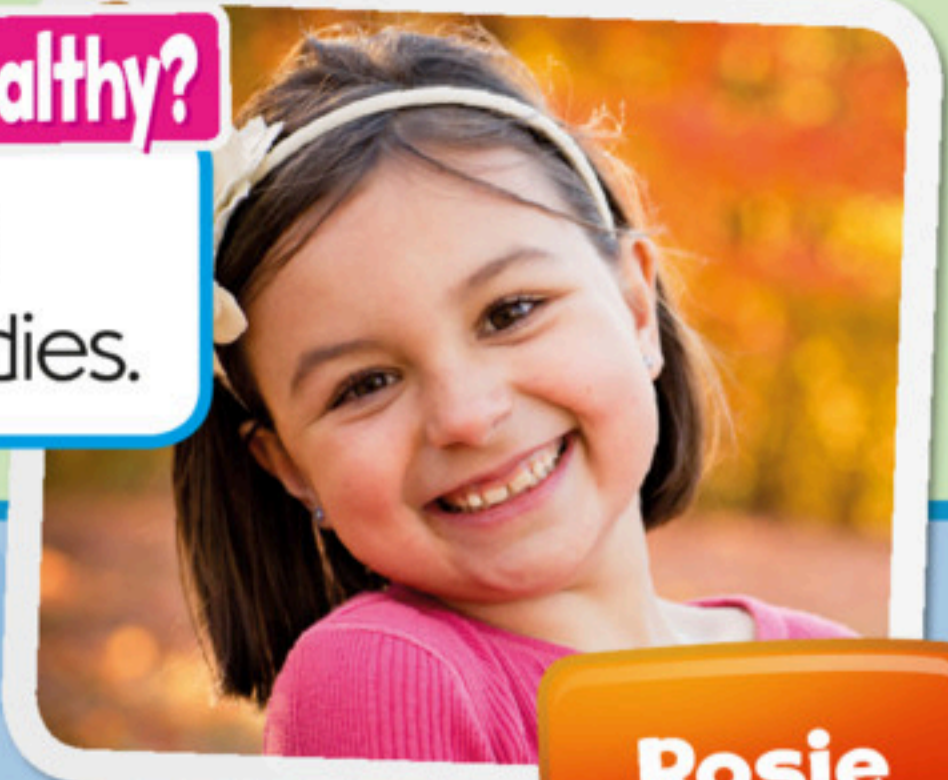


4

Lesson 6 Cross-curricular

How can we be healthy?

We can look after our bodies.



Rosie

1 Listen and point. Then listen and repeat. 076

A healthy body




strong bones



shiny hair



good teeth



healthy skin

2 Listen and read. 077 Look and match.


Do you have a healthy body? Exercise and good food makes your body fit and healthy.

Do you do exercise?

Exercise gives you strong bones. It's good to do 60 minutes of exercise every day. You can walk to school or ride a bike. You can go outdoors and play sports.

Do you eat good food?

Fruit and vegetables can give you healthy skin. It's good to eat meat and fish too. They can give you shiny hair. Do you drink milk and eat cheese? Milk and cheese can give you good teeth.



a healthy skin

b good teeth

c strong bones

d shiny hair

3 Communicate Ask and answer.

4 Think, pair, share! What other activities give us a healthy body?

Do you walk to school?

Yes, I do.



How can we be healthy?

We can go outdoors
and have fun with friends.

1 BEFORE YOU READ Look at the pictures. Answer.

1 Who are the characters in the story?

2 What activities can you see?

2 Listen and read the story. 078
Then answer your teacher's questions.

The Hare and the Tortoise

A story from Greece

One day, Hare and Tortoise are in the park.

'I do athletics. I can run fast,' says Hare.

'You can't run fast.'

'I don't run. I walk, but I don't stop,' says Tortoise. 'Let's have a race!'

'OK,' says Hare.

The race starts. Hare runs and Tortoise walks.

Soon, Hare is hot.

'Look! A swimming pool,' says Hare. He goes swimming. Then he sits down next to a tree.

Tortoise walks and walks. Tortoise sees Hare, but Hare doesn't see Tortoise. Hare is asleep.

Later, Hare wakes up. He runs very fast, but it's too late.

'You're the winner, Tortoise,' says Hare.

'Well done.'

'Thank you,' says Tortoise. 'You can be slow and win.'



3 AFTER YOU READ

Complete the activities.

Our Values

Take your time.



4

Lesson 8 Sounds and speaking

1 Listen and repeat.  0792 Listen. Say the tongue twister.  080

I play games and drink lemonade on the train.

3 **Communicate**  Play the game. **AB Page 37**

Lessons 9 and 10

THE BIG QUESTION REVIEW

**REVIEW
VIDEO**

1 Watch and answer the questions on the review video. 2 Find and write. **CB Pages 96–97**3 **Think, pair, share!** Answer.

- 1 Which is your favourite answer to the Big Question?
- 2 How can *you* be healthy?

4 **Create**  Make a mini book. **AB Pages 113–114**

Write. Read at home.

5 Colour. **Self-evaluation**

My work in unit 4 is



OK



good



excellent



5

Why are animals amazing?



Lucy's star idea ★

They can do lots of different things.



Sing with Ted



Zoo Land

Lesson 1

THE BIG QUESTION

- 1 Look at the pictures with your teacher.
Answer. What can you see?
- 2 Watch the Big Question video. ▶
Which animal is your favourite?
- 3 Watch the Big Question video again. ▶
How many different animals can you see?



Play with Emily



Learn with Priti



Read with Matilda

Find the wings.



5

Lesson 2 Vocabulary and song

Ted



Why are animals amazing?

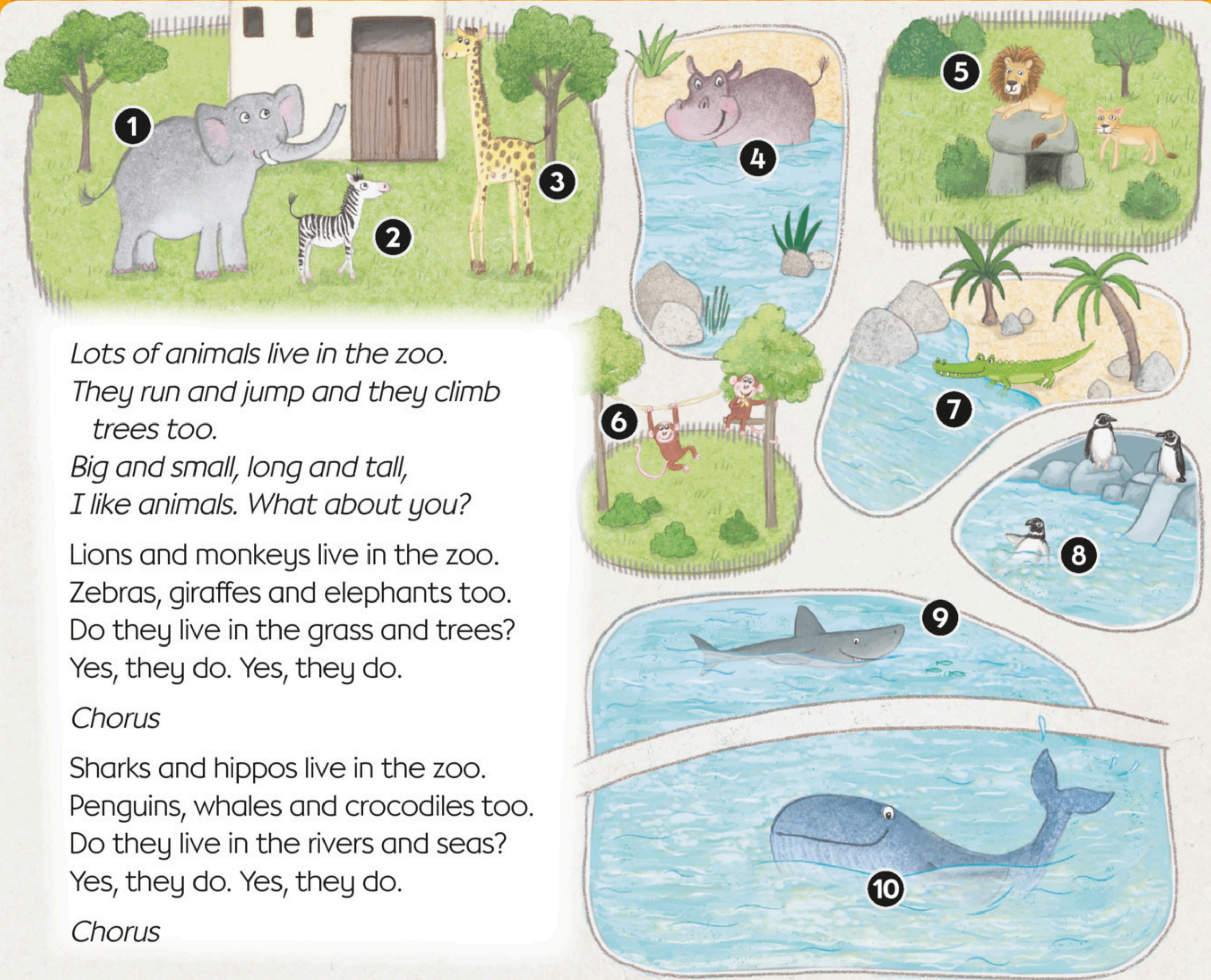
They're different shapes and sizes.

1 Listen and point. Then listen and repeat. 082

2 Listen and point. Then listen and sing. 083

3 Think Find an animal that is:

big, small, long, tall.



Lots of animals live in the zoo.
They run and jump and they climb
trees too.

Big and small, long and tall,
I like animals. What about you?

Lions and monkeys live in the zoo.
Zebras, giraffes and elephants too.
Do they live in the grass and trees?
Yes, they do. Yes, they do.

Chorus

Sharks and hippos live in the zoo.
Penguins, whales and crocodiles too.
Do they live in the rivers and seas?
Yes, they do. Yes, they do.

Chorus

1 elephant

2 zebra

3 giraffe

4 hippo

5 lion

6 monkey

7 crocodile

8 penguin

9 shark

10 whale

4

Put on the stickers. AB Page 39

5

Lesson 3 Grammar



Do they live in water?
Yes, they do. No, they don't.
They live / don't live on land.

1 Listen. Then repeat. 084

2 Collaborate Act out.

1 Do giraffes live on land?

Yes, they do. Look.

2 Do they live in water?

No, they don't.

3 What about hippos?

They live on land and in water.

I want to be a hippo.

3 Think Where do the animals live? Listen and circle. 085

<p>1</p>	<p>2</p>	<p>3</p>
<p>4</p>	<p>5</p>	<p>6</p>

4 Listen and answer. 086

5 Communicate Ask and answer.

5

Lesson 4 Vocabulary and story

Why are animals amazing?


They do different things.

1 Listen and point. Then listen and repeat. 087

2 Think Look and say what you do and don't do.



1 eat grass



2 drink water




3 like fruit



4 sleep in a tree



5 live in a group



6 hunt animals

3 BEFORE YOU READ Look at the story title and guess. Which wild animals are in Zoo Land?

4 Listen and read. 088

5 AFTER YOU READ

Watch the story video. Complete the activities.

AB Page 41



Emily

Find Norman

Zoo Land

1



We're in a zoo, Finn!

There are lots of animals. But where's Norman?

2

Norman's favourite animal doesn't eat meat. It lives in a group and it's got big feet.



Let's find the animal!



5

Lesson 5 Grammar



Does it eat meat?
Yes, it does. No, it doesn't.
It eats / doesn't eat grass.

1 Listen and say the chant. 090



Grammar Chant



Does it live in the trees?
Yes, it does.
Does it eat lots of cheese?
No, it doesn't.
It eats leaves and bananas
And fruit and seeds,
But it doesn't eat fish
And it doesn't eat meat.




2 Listen and tick ✓ or cross ✗. 091

	live in a group	live on land	eat grass	hunt animals	drink water
	✓				

3 Listen and repeat. 092

4 **Communicate** Look at the table in activity 2. Play the game.



5

Lesson 6 Cross-curricular

Why are animals amazing?

They live in
strange places.

Priti

1 Listen and point. Then listen and repeat. 093

Habitats

<div>1</div> <div>cave</div>	<div>2</div> <div>ice</div>	<div>3</div> <div>desert</div>	<div>4</div> <div>jungle</div>
------------------------------	-----------------------------	--------------------------------	--------------------------------

2 Listen and read. 094 Write where the animals live.

Animals live in strange places: in water,
on land and in the air. They live in
rivers, in trees, in grass and in rocks.

They can also live in very hot places.

There are monkeys in the jungle.

There are snakes in the desert.

Other animals live in very cold places.

Bats live in cold, dark caves. Emperor
penguins live on the ice in Antarctica.

Animals are amazing! They can live in
all these difficult places.



desert



3

Communicate



Ask and answer.

Where do penguins live?

They live on the ice.

4

Think, pair, share!

What other animals live in these places?



1 BEFORE YOU READ Look at the photos and say.

- 1 Describe the animals.
- 2 Where can you see the animals?

Why are animals amazing?

Some animals live in only one place in the world.

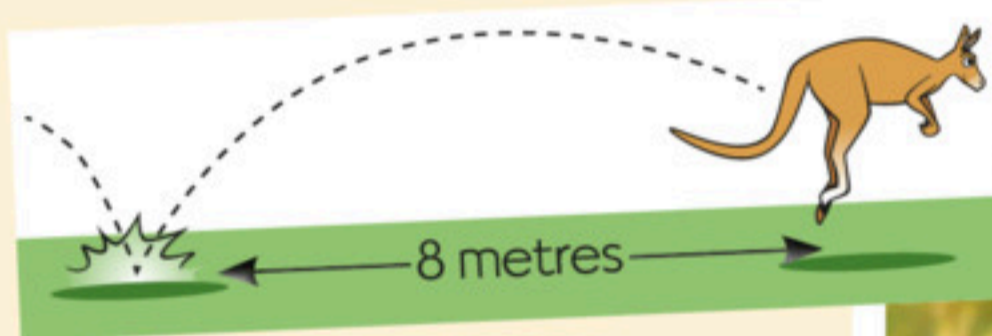
2 Listen and read the fact file.  096
Then answer your teacher's questions.

Animals in Australia

In Australia there are lots of amazing animals.

These are red kangaroos. They live in a group in grasslands and the desert. They are tall and they've got long tails. They eat grass, but they don't eat fruit or meat.

Kangaroos can jump eight metres in one jump!



Australia



Koalas live and sleep in a tree. They sleep for 20 hours every day. At night, they eat leaves from the tree.



The cassowary is a big bird, but it can't fly. It lives in the rainforest and it likes fruit and seeds. It doesn't drink lots of water.

These animals don't live in the wild in other countries. They live only in Australia!

3 AFTER YOU READ

Complete the activities. 

Our Values

Respect wildlife.




5

Lesson 8 Sounds and speaking

1 Listen and repeat.  0972 Listen. Say the tongue twister.  098

Here's a happy hippo and here's a hungry horse.

3 **Communicate**  Play the game. **AB Page 45**

Lessons 9 and 10

THE BIG QUESTION REVIEW


REVIEW VIDEO

1 Watch and answer the questions on the review video.  2 Find and write. **CB Pages 96-97**3 **Think, pair, share!** Answer.

1 Which is your favourite answer to the Big Question?





2 Why do *you* think animals are amazing?4 **Create**  Make a mini book. **AB Pages 111-112**

Write. Read at home.



They live in strange places.

Read and match.

1 Snakes live

2 Monkeys live

3 Penguins live


4 Bats live

a in the jungle.

b on the ice.

c in caves.

d in the desert.



Some animals live in only one place in the world.

Complete the fact file for your favourite animal.

Name of animal: _____

Country: _____

Habitat: _____

Description: _____

5 Colour. **Self-evaluation**

My work in unit 5 is



OK



good



excellent



6

What do we do at school?



Matt's star idea ★

We meet our friends at school.



Sing with Chen



**Space School
Land**


Lesson 1

THE BIG QUESTION

- 1 Look at the pictures with your teacher.
Answer. What can you see?
- 2 Watch the Big Question video. ▶
What's fun about Matt's school?
- 3 Watch the Big Question video again. ▶
Who has got glasses? Who has got curly hair?



Play with Leo



Learn with Emily



Read with Scott

Find the ball.



6

Lesson 2 Vocabulary and song

Chen



1 Listen and point. Then listen and repeat. 100

2 Listen and point. Then listen and sing. 101

3 **Think** Think about your school subjects. Which is your favourite?

What do we do at school?

We do interesting subjects.



What are you doing?
Are you doing PE,
English, art or ICT?

I'm doing science
And geography too.
They're my best subjects.
What about you?

Drama, maths, music
And history are cool.
What's your favourite
subject at school?

Chorus

1 PE

2 ICT

3 maths

4 English

5 geography

6 science

7 drama

8 art

9 music

10 history

4

Put on the stickers.

AB Page 47

6

Lesson 3 Grammar



What are you doing?
I'm doing maths.

1 Listen. Then repeat. 102

2 Collaborate Act out.



3 Listen, circle and write. 103

drama ~~geography~~ English art ICT

1
I'm doing
geography

2
I'm doing

3
I'm doing

4
I'm doing

5
I'm doing

20	-	5	=	15
3	x	4	=	12
21	+	5	=	26

4 Listen and say. 104

5 Communicate Mime, ask and answer.

6

Lesson 4 Vocabulary and story

1 Listen and point. Then listen and repeat.  105

2 **Think**  Look and say which activities you can and can't do at school.



1 listen to music



2 learn about space



3 write



4 sing





5 draw



6 do sport

3 **BEFORE YOU READ** Look at the story title and guess. What activities can you do in Space School Land?

4 Listen and read.  106

5 **AFTER YOU READ**
Watch the story video. 
Complete the activities. 

AB Page 49

Leo



What do we do at school?

We do lots of different activities.

Find Norman

Space School Land

1

Woah! Where are we?

We're in space!

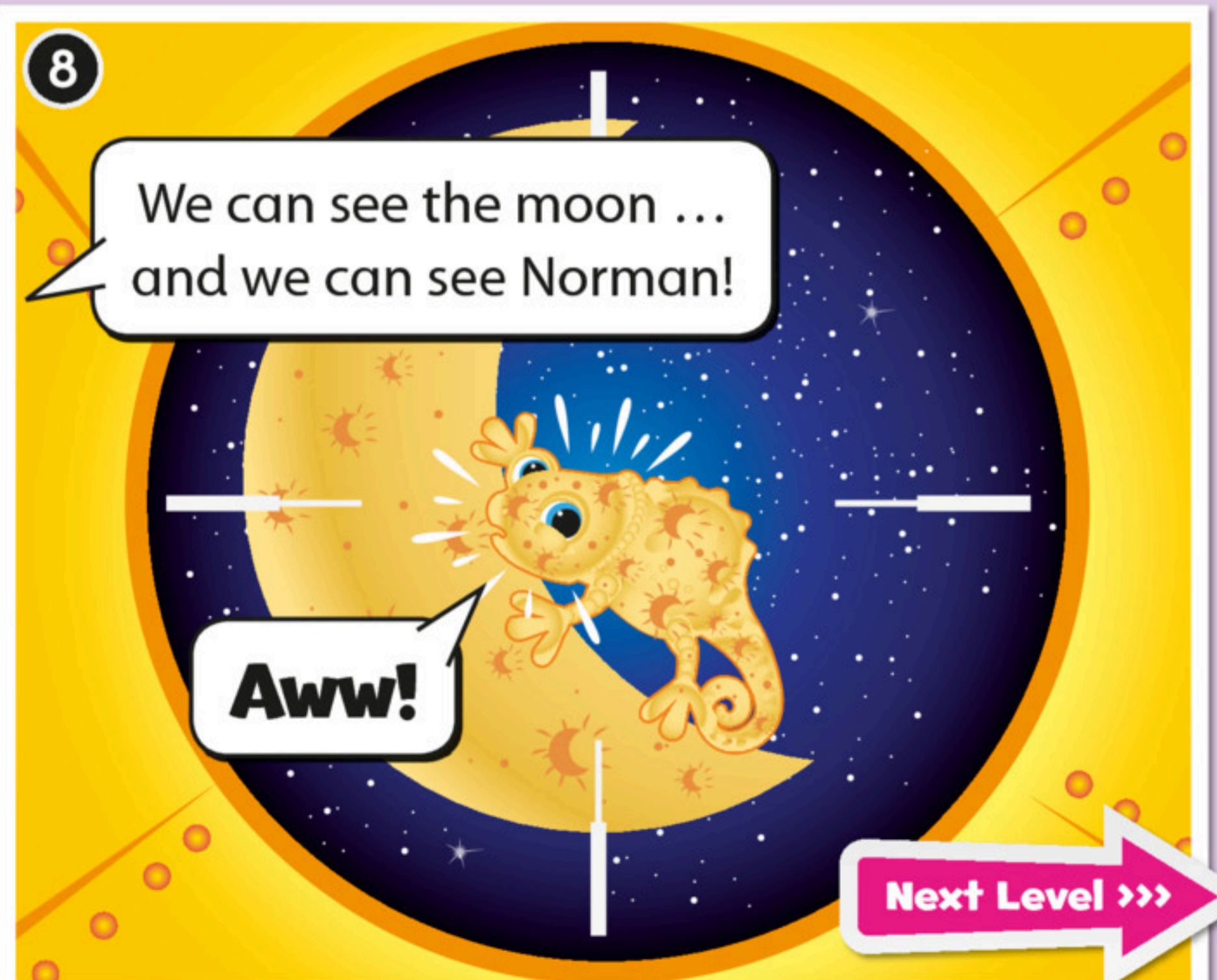
2

It's a space school!

SPACE MATHS

$$\star + \star = \star \star$$

The child who's learning all about space can help you find Norman's hiding place.



6 Lesson 5 Grammar



What's he / she doing in music?
He's / She's singing a song.

1 Listen and say the chant. 108

Grammar Chant




What's he doing in science?
He's learning about space.
In English, he's writing a story.
In art, he's drawing a face.

What's she doing in geography?
She's learning about the sea.
She's dressing up in drama
And she's skipping in PE.

2 Listen and match. 109



1 music



2 maths



3 art



4 science

5 English

6 drama

3 Listen and repeat. 110

4 **Communicate** Play the game.

What's she doing?

She's drawing a horse.

Art!

What's he doing?

He's learning new words.

English!

6

Lesson 6 Cross-curricular

What do we do at school?

We learn to solve problems.



Emily

- 1 Can you count in tens? Listen and point. Then listen and repeat.  111

Number fun

10

ten

20

twenty

30

thirty

40

forty

50

fifty

60

sixty

70

seventy

80

eighty

90

ninety

100

one hundred

- 2 Listen, read and write the answers.  112

	1	2	3	4	5	6	7	8	9	10
1	1	2	3	4	5	6	7	8	9	10
2	2	4	6	8	10	12	14	16	18	20
3	3	6	9	12	15	18	21	24	27	30
4	4	8	12	16	20	24	28	32	36	40
5	5	10	15	20	25	30	35	40	45	50
6	6	12	18	24	30	36	42	48	54	60
7	7	14	21	28	35	42	49	56	63	70
8	8	16	24	32	40	48	56	64	72	80
9	9	18	27	36	45	54	63	72	81	90
10	10	20	30	40	50	60	70	80	90	100

- 3 Listen and check.  113

In maths, we learn how to multiply numbers, for example: 3×5 . This table helps us.

Find the red 3 on the left side and move along the line until you are under the blue 5. What's the number in the box?

It's 15. ($3 \times 5 = 15$)

Now solve these problems.

1 $2 \times 7 =$

14

4 $7 \times 3 =$


2 $4 \times 8 =$

5 $8 \times 9 =$

3 $5 \times 6 =$

6 $9 \times 7 =$

- 4 **Communicate**  Ask and answer.

- 5 **Think**  Solve this problem without the table: What's 4×5 ?

What's 4 times 7?

28

What's 10 times 10?


100

6

Lesson 7 Literacy and culture

1 BEFORE YOU READ Look at the school newsletter. Answer.

- 1 What's the name of the school?
- 2 Which is your favourite notice?

2 Listen and read the newsletter.  114
Then answer your teacher's questions.

Scott

What do we do at school?

We go to clubs.

CLUB NEWS

Hillside School, Barbados


Steel Pan Band



Do you like music?
Come and join the Steel Pan Band. We meet on Thursdays after lunch in the music room. Everyone is welcome.

Table Tennis Club

We meet on Fridays after lunch in the dining room. Please come early to move the tables and chairs.



Cricket Club

We meet on Mondays on the sports field. Please wear sports clothes and bring a hat.



Cookery Club

Find out about food and make fantastic dinners for your friends and family. Come to the school kitchen after lessons.



Wednesdays!

IMPORTANT

There is **NO** Drama Club today. Mrs Wilson is in Bridgetown.

3

AFTER YOU READ

Complete the activities.  AB Page 52

Our Values

Join in.




6

Lesson 8 Sounds and speaking

1 Listen and repeat.  1152 Listen. Say the tongue twister.  116

I like flying my kite and riding my bike.

3 **Communicate**  Play the game. **AB Page 53**

Lessons 9 and 10



THE BIG QUESTION REVIEW

1 Watch and answer the questions on the review video. 2 Find and write. **CB Pages 96–97**3 **Think, pair, share!** Answer.

- 1 Which is your favourite answer to the Big Question?
- 2 What do *you* do at school?

4 **Create**  Make a mini book. **AB Pages 109–110**

Write. Read at home.

 We learn to solve problems. Write the answers to the maths problems. Match.	 We go to clubs. Write about a club you go to. Draw what you do.
$5 \times 7 =$ <input type="text" value="35"/>	I go to _____ club.
$8 \times 5 =$ <input type="text"/>	It's on _____.
$7 \times 8 =$ <input type="text"/>	We _____.
$6 \times 3 =$ <input type="text"/>	<div style="border: 1px solid black; height: 80px; width: 100%;"></div>
$4 \times 9 =$ <input type="text"/>	
$2 \times 10 =$ <input type="text"/>	

5 Colour. **Self-evaluation**

My work in unit 6 is



OK



good



excellent



A fun flipbook

Think about it

- 1** **Think**  Which clothes words can you remember? Tell your teacher.

WHOLE CLASS

trousers

T-shirt

socks

hat

- 2** **Think**  What are you wearing? Tell the class.

WHOLE CLASS

AB Page 79 Activity 1

Make

- 3** **Create**  Make a fun flipbook.


PROJECT GROUP



Draw two lines on a piece of paper.



Draw two pictures of people wearing different clothes.



Use your pictures to make a book.



Cut along the lines to make a fun flipbook.

4 Listen and read. Then repeat.  117

Draw pictures and act out the conversations.

PROJECT GROUP

English in use

We say *Let's...*
to make suggestions.



Practise

5 **Collaborate**  Talk about your flipbooks.

WHOLE CLASS



7

What's fun about being outdoors?



Tyla's star idea ★

We can play outdoor games.



Sing with Zara



Picnic Land

Lesson 1

THE BIG QUESTION

- 1 Look at the pictures with your teacher.
Answer. What can you see?
- 2 Watch the Big Question video. ▶
What's your favourite activity?
- 3 Watch the Big Question video again. ▶
How many children are in the park?



Play with Finn



Learn with Ted



Read with Kimiko

Find the trees.



7

Lesson 2 Vocabulary and song

What's fun about being outdoors?

We can go on expeditions.



Zara

- 1 Listen and point. Then listen and repeat. 119
- 2 Listen and point. Then listen and sing. 120
- 3 **Think** Choose a place to go on a class expedition. Choose four things to take in your backpack.

Whose is this sun cream? Whose is this cap?
Whose is this coat and this backpack?
It's time to go. I can't wait!
It's so fun! It's so great!

Whose is this sun cream? Whose is this cap?
Whose is this coat and this backpack?
The sun cream is his and the cap is his too.
The coat is yours and the backpack is too!

Chorus

Whose is this water bottle? Is it for you?
No, it's theirs and the notebook is too!
The guide book is ours and the map is mine.
Come on, everyone! Let's have a good time!

Chorus

But whose is this magnifying glass?
And whose is this mobile phone?
The magnifying glass is hers and the
mobile phone is mine.
Come on, everyone! Let's have a good time!

Chorus



- | | | | |
|------------|-------------|--------------------|----------------|
| 1 cap | 2 coat | 3 guide book | 4 water bottle |
| 5 map | 6 sun cream | 7 magnifying glass | 8 mobile phone |
| 9 backpack | 10 notebook | | |

- 4 Put on the stickers.

7

Lesson 3 Grammar



Whose is this cap?
It's mine / yours / his /
hers / ours / theirs.

1 Listen. Then repeat. 121

2 Collaborate Act out.

1

Whose is this sun cream?

I don't know. It isn't mine. Is it hers?

2

Excuse me, is this yours?

Yes, it is. Do you want some?

Yes, please.

3

Blue Clue, do you want some sun cream? Uh-oh ...

What's the matter?

You're pink! Too much sun!

3 Listen and match. 122

1

2

3

4

a

mine

b

yours

c

ours

4 Think Look and circle.

5 Communicate Ask and answer.

1

his
hers
theirs

2

his
hers
theirs

3

his
hers
theirs


4

his
hers
theirs

7

Lesson 4 Vocabulary and story

1 Listen and point. Then listen and repeat.  123

2 **Think**  Look and say what is and isn't healthy.



1 biscuit



2 orange



3 drink



4 cherries





5 crisps



6 grapes

3 **BEFORE YOU READ** Look at the story title and guess. Which picnic things are in Picnic Land?

4 Listen and read.  124

5 **AFTER YOU READ**
Watch the story video. 
Complete the activities. 

AB Page 57

Finn



What's fun about being outdoors?

We can have a picnic.

Find Norman

Picnic Land

1

We're at the beach!

It's lunchtime!

2

Where's Norman today?
What do you think?
Norman likes healthy things
to eat and drink!



7

Lesson 5 Grammar




Would you like a drink?
Would you like some cherries?
Yes, please. No, thank you.

1 Listen and say the chant.  126



Grammar Chant




Would you like some cherries?
Would you like some cheese?
Would you like an orange?
Yes, please. Yes, please.

Would you like some chocolate?
No, thank you. Not today.
But I'll put it in the cupboard
To eat on Saturday.



2 Listen and tick ✓ or cross ✗.  127



3 Listen and repeat.  128

4 **Communicate**  Play the game.



Would you like
some cherries?

Yes, please.



Would you like
some crisps?

No, thank you.



7

Lesson 6 Cross-curricular

What's fun about being outdoors?

We can go outdoors
in different weather.

Ted

1 Listen and point. Then listen and repeat. 130

Weather around the world



snowing



cloudy



windy



sunny

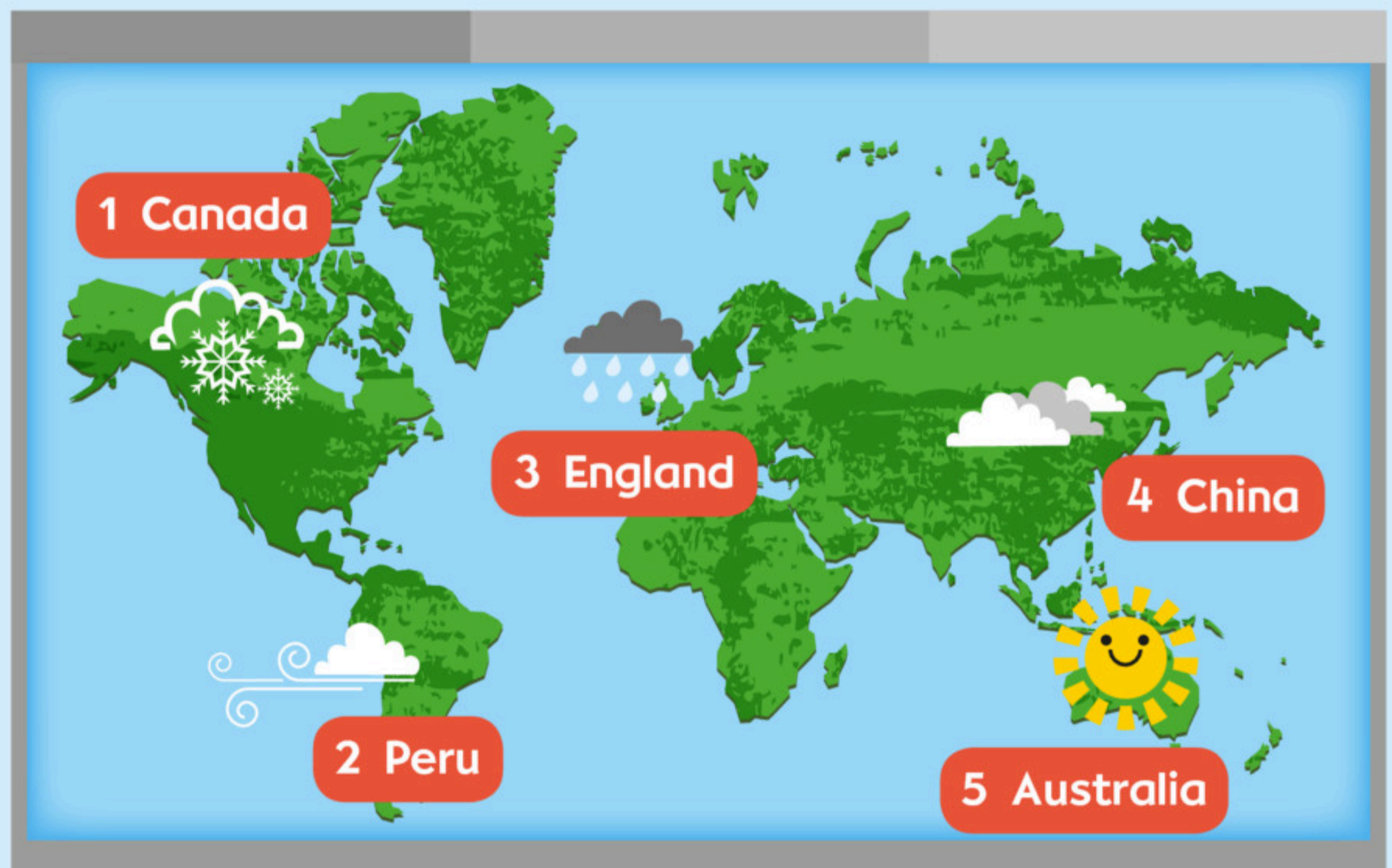


raining

2 Listen, read and circle. 131

Today I'm looking at the weather around the world. This map shows the weather in different countries.

- 1 Look at Canada. It's snowing / raining now because it's winter.
- 2 My grandma and grandpa live in Peru. It's sunny / windy there now.
- 3 I live in England. I'm wearing my coat because it's snowing / raining today.
- 4 My friend lives in China. It's windy / cloudy there today.
- 5 Look at Australia. It's sunny / cloudy because it's summer.



What's the weather like in your country today?

3 **Communicate** Ask and answer.4 **Think, pair, share!** What's the weather like in your country in different seasons?What's the weather like
in Australia today?

It's sunny.

spring

summer

autumn

winter




What's fun about being outdoors?

We can draw pictures
and write about nature.

1 BEFORE YOU READ Look at the poems. Answer.

- 1 What pictures can you see?
- 2 What colours can you see?


2 Listen and read the poems.  132
Then answer your teacher's questions.

Nature poems

People like writing poems about nature.
You can write a poem in a picture, like this:



There are lots of beautiful cherry trees in Japan. People write poems about them.



A haiku is a Japanese word for a very short poem about nature. A haiku has got two short lines and one long line.



The trees touch the sky.
The forest is cold and green.
The wind moves the trees.

3 AFTER YOU READ
Complete the activities.

AB Page 60

Our Values

Celebrate nature.



7

Lesson 8 Sounds and speaking

1 Listen and repeat.  1332 Listen. Say the tongue twister.  134

Jo's mobile phone is in her coat at home.

3 **Communicate**  Play the game. **AB Page 61**

Lessons 9 and 10

THE BIG QUESTION REVIEW

REVIEW
VIDEO1 Watch and answer the questions on the review video. 2 Find and write. **CB Pages 98-99**3 **Think, pair, share!** Answer.

1 Which is your favourite answer to the Big Question?

2 What do *you* think is fun about being outdoors?4 **Create**  Make a mini book. **AB Pages 107-108**

Write. Read at home.

5 **Colour.** **Self-evaluation**

My work in unit 7 is



OK



good



excellent



8

What's great about making things?



Brendan's star idea ★

We can make things for dressing up.



Sing with Rosie



**Arts and
Crafts Land**

Lesson 1

THE BIG QUESTION

- 1 Look at the pictures with your teacher.
Answer. What can you see?
- 2 Watch the Big Question video. ▶
Do you like making things?
- 3 Watch the Big Question video again. ▶
What colour is Lily's hat?



Play with Leo



Learn with Finn

Find the hat.



Read with Lara



8

Lesson 2 Vocabulary and song

Rosie

1 Listen and point. Then listen and repeat. 136

2 Listen and point. Then listen and sing. 137

3 Think What do you like making?

What's great about making things?

We can make all sorts of things.

Come along to Art Club.
What would you like to make?
You can make a calendar
Or you can make a cake.

I like making bracelets.
I put them in a box.
Do you like making photo frames
Or puppets from old socks?

Let's make decorations
And cards and masks too.
I like making badges.
Look! Here's one for you!

Come along to Art Club!
Come along with me!
Come along to Art Club!
Come along with me!



1 photo frame

2 decorations

3 cake

4 bracelet

5 mask

6 calendar

7 box

8 card

9 puppet

10 badge

4 Put on the stickers. AB Page 63

8

Lesson 3 Grammar



Do you like making masks?
Yes, I do. No, I don't.
I like / don't like making cards.

1 Listen. Then repeat. 138

2 Collaborate Act out.

1 Do you like making models, Norman?
Yes, I do.

2 Do you like making models, Blue Clue?
No, I don't.

3 It's OK. I like making models.
Thank you!

3 Listen and draw or . 139



4 Listen and say the number. 140

5 Communicate Ask and answer about what you like doing.

8

Lesson 4 Vocabulary and story

1 Listen and point. Then listen and repeat.  142

2 **Think**  Look and say the things you've got and you haven't got in your classroom.



1 scissors



2 glue



3 paints



4 paintbrush





5 crayons



6 colouring pens

3 **BEFORE YOU READ** Look at the story title and guess. What can you make in Arts and Crafts Land?

4 Listen and read.  143

5 **AFTER YOU READ**
Watch the story video. 
Complete the activities. 

AB Page 65

Leo

What's great about making things?

We can have fun making things.

Find Norman

Arts and Crafts Land

1

There are lots of paints and colouring pens here.

But where's Norman?

2

Here, you can draw and make things too. Make a model of Norman with paper and glue.





Can you pass me that glue, please?
Can you pass me those scissors, please?
Here you are.

1 Listen and say the chant.  145



Grammar Chant

Can you pass me those scissors?
Those paints and crayons too?
Here you are. Here you are.
Thank you!

Can you pass me that paintbrush?
And that glue too?
Here you are. Here you are.
Thank you!



2 Listen and match.  146



3 **Communicate**  Ask and answer. Find the secret word.



8

Lesson 6 Cross-curricular

What's great about making things?

We can learn about materials.

1 Look at the photos. Listen and point.
Then listen and repeat.  147

2 Listen and read.  148



Finn

Where do things come from?

1  → 

earth clay

Clay comes from earth. You can make plant pots out of clay.



2  → 

wool

Wool comes from sheep. You can make hats, socks and sweaters out of wool.



3  → 

paper

Paper comes from trees. You can make books out of paper.



4  → 

wood

Wood also comes from trees. You can make tables and chairs out of wood.



3 Read and choose.

Materials quiz

1 You can make plant pots out of ...
a paper. b wool. c clay.

2 Wool comes from ...
a trees. b sheep. c earth.

3 You can make chairs and tables out of ...
a sheep. b wood. c wool.

4 Paper and wood come from ...
a trees. b clay. c plant pots.

4 **Think, pair, share!** What other things can you make out of clay, wool, paper and wood?

We can learn a new skill.

1 BEFORE YOU READ Look at the instructions. Answer.

- 1 What food do you need?
- 2 Would you like to make this cake?

2 Listen and read the instructions. Point to the pictures.  149
Then answer your teacher's questions.

Black Forest cake


The Black Forest is in the south of Germany. It is very beautiful and it has got lots of trees and mountains.

The Black Forest is famous for Black Forest cake. Here's how you make it.

Germany



Black Forest

**You need:**

chocolate cake



cherries

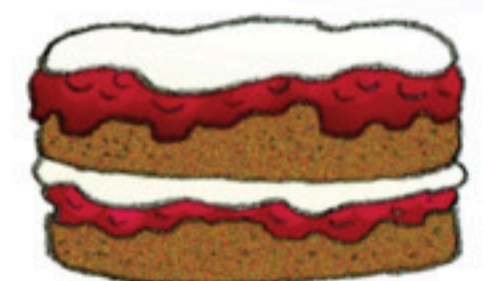



cream



chocolate

- 1** Make three circles of chocolate cake.
- 2** Cover one of the circles of cake with cherries.
- 3** Cover the cherries with cream.
- 4** Put another circle of cake on top of the cream. Add more cherries and cream.
- 5** Put the third circle of cake on top of the cream. Add more cream, cherries and chocolate.

**3 AFTER YOU READ**Complete the activities. **AB Page 68**


Our Values

Be creative.



8

Lesson 8 Sounds and speaking

1 Listen and repeat.  1502 Listen. Say the tongue twister.  151

Those are theirs and these are hers.
This is his and that is theirs.

3 **Communicate**  Play the game. **AB Page 69**

Lessons 9 and 10


THE BIG QUESTION REVIEW

1 Watch and answer the questions on the review video. 2 Find and write. **CB Pages 98–99**3 **Think, pair, share!** Answer.

- Which is your favourite answer to the Big Question?
- What do *you* think is great about making things?

4 **Create**  Make a mini book. **AB Pages 105–106**


Write. Read at home.



We can learn about materials.


Look and write.

paper wood wool clay




We can learn a new skill.

Draw a food that you can make.
Write what you need.




It's made of _____



It's made of _____



It's made of _____



It's made of _____

You need: _____

5 **Colour.** **Self-evaluation**

My work in unit 8 is



OK



good



excellent



A picture timetable

Think about it

- 1** **Think**  Which words for school subjects can you remember?
Tell your teacher. **WHOLE CLASS**

English


maths

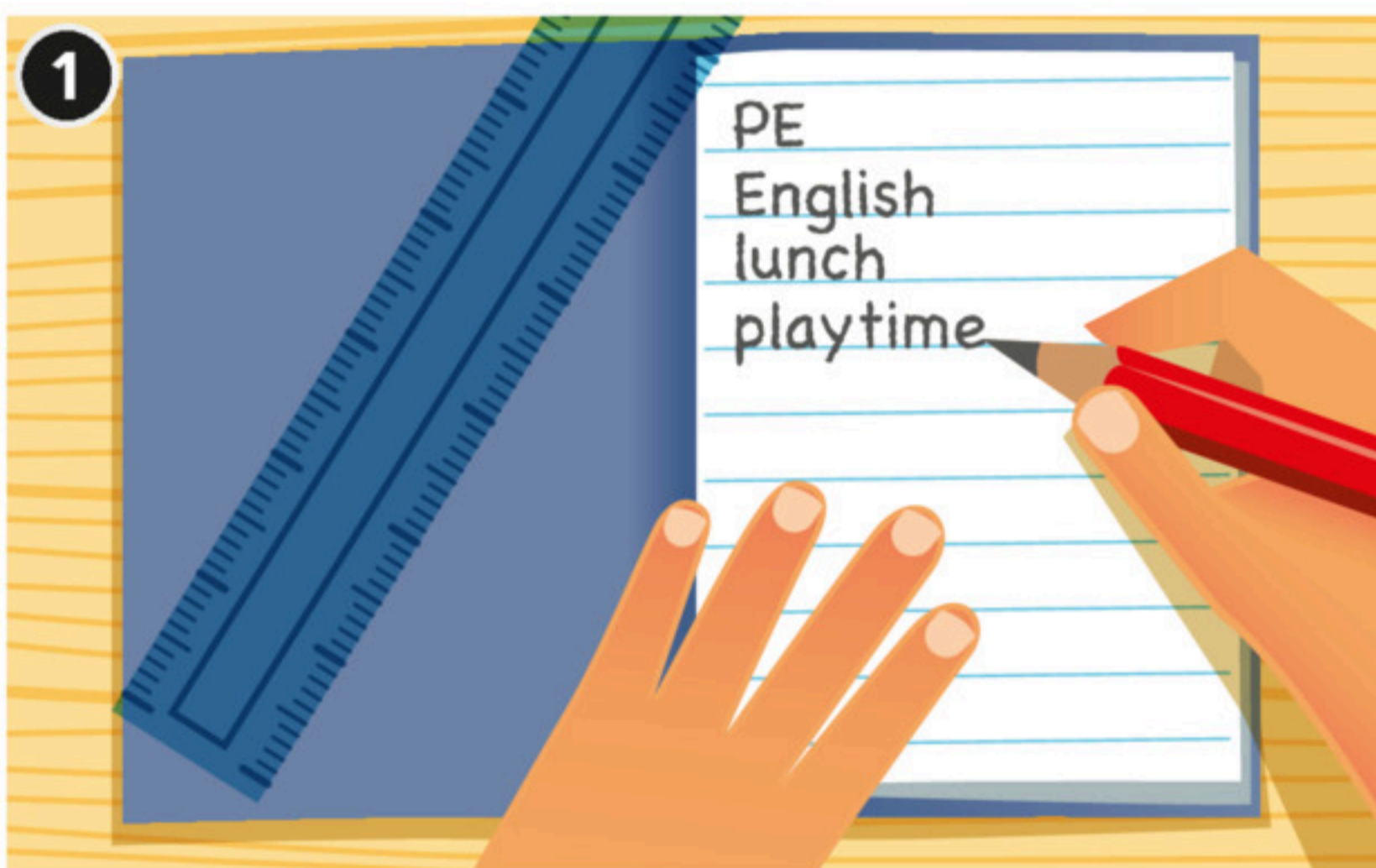
history

art


- 2** **Think**  Which subjects do you like? When do you have your favourite subjects? Tell the class. **WHOLE CLASS** **AB Page 80 Activity 1**

Make

- 3** **Create**  What's your perfect school day like?
Make a picture timetable. **PROJECT GROUP**



Think about your perfect school day. What are your favourite subjects and activities?



Draw a grid on a piece of paper. Make columns for the days of the week. Make rows for the lessons and breaks.



Write the days of the week.



Draw pictures to show the subjects and activities in your timetable. Put your timetables on the wall.

4 Listen and read. Then repeat.  152 **WHOLE CLASS**

How many art lessons are there?




There are two art lessons.

English in use

We can ask questions by saying:
How many ... ? / When ... ?

When are the art lessons?




They're on Mondays and Fridays.

Practise

5 **Collaborate**  Talk about your picture timetables.
Which is the best timetable? **WHOLE CLASS**


I like this timetable. How many PE lessons are there?



When are the PE lessons?

There are three PE lessons.

They're on Tuesdays, Thursdays and Fridays.



Writing Practice Units 1–3

1 Look and write.
Use the Picture Dictionary.

AB Pages 96–98

1 Possessions

- | | | | |
|---|-------|----|-------|
| 1 | _____ | 6 | _____ |
| 2 | _____ | 7 | _____ |
| 3 | _____ | 8 | _____ |
| 4 | _____ | 9 | _____ |
| 5 | _____ | 10 | _____ |

2 Jobs

- | | | | |
|---|-------|----|-------|
| 1 | _____ | 6 | _____ |
| 2 | _____ | 7 | _____ |
| 3 | _____ | 8 | _____ |
| 4 | _____ | 9 | _____ |
| 5 | _____ | 10 | _____ |

3 Places in town

- | | | | |
|---|-------|----|-------|
| 1 | _____ | 6 | _____ |
| 2 | _____ | 7 | _____ |
| 3 | _____ | 8 | _____ |
| 4 | _____ | 9 | _____ |
| 5 | _____ | 10 | _____ |

Writing Practice Units 4–6

1 Look and write.
Use the Picture Dictionary.

AB Pages 99–101

4 Sports

- | | | | |
|---|-------|----|-------|
| 1 | _____ | 6 | _____ |
| 2 | _____ | 7 | _____ |
| 3 | _____ | 8 | _____ |
| 4 | _____ | 9 | _____ |
| 5 | _____ | 10 | _____ |

5 Wild animals

- | | | | |
|---|-------|----|-------|
| 1 | _____ | 6 | _____ |
| 2 | _____ | 7 | _____ |
| 3 | _____ | 8 | _____ |
| 4 | _____ | 9 | _____ |
| 5 | _____ | 10 | _____ |

6 School subjects

- | | | | |
|---|-------|----|-------|
| 1 | _____ | 6 | _____ |
| 2 | _____ | 7 | _____ |
| 3 | _____ | 8 | _____ |
| 4 | _____ | 9 | _____ |
| 5 | _____ | 10 | _____ |



Writing Practice Units 7–8

1 Look and write.
Use the Picture Dictionary.

AB Pages 102–103

7 Outdoor things

- | | |
|---------|----------|
| 1 _____ | 6 _____ |
| 2 _____ | 7 _____ |
| 3 _____ | 8 _____ |
| 4 _____ | 9 _____ |
| 5 _____ | 10 _____ |

8 Crafts

- | | |
|---------|----------|
| 1 _____ | 6 _____ |
| 2 _____ | 7 _____ |
| 3 _____ | 8 _____ |
| 4 _____ | 9 _____ |
| 5 _____ | 10 _____ |



Well done!

Diwali

1 Listen and point.  166

1 lanterns



2 Listen and say the number. Then repeat.  167

2 fireworks



3 new clothes



4 sweets



5 patterns



6 lights

3 **Create**  **Make a Diwali lantern.**

1 Fold and cut the card in half.



2 Fold one strip in half and cut like this.



3 Open it and stick the two sides together.



4 Fold the other strip of card in four and cut like this.



5 Open it and stick it onto the lantern.



6 Make a handle and decorate the lantern.



4 **Communicate**  **Describe your lantern.**



This is my lantern. It's blue and gold. Happy Diwali!



My lantern is green and red. Happy Diwali!

Easter

1 Listen and point.  168



1 flower



2 chick



3 card



4 Easter bunny



5 Easter egg



6 basket

3 Find, count and write. What's missing?

Easter bunny

1

flowers

baskets

Easter eggs

cards

chicks



4 **Create**  **Make an Easter card.**

1



2

Happy Easter!
From Carol

1 Fold the card in half. Draw the Easter bunny with a basket, five flowers and a chick. There are three Easter eggs in the basket. Decorate the card.

2 Write an Easter message in your card.

5

Communicate  **Give your card to a friend.**



This Easter card is for you.
Happy Easter!

Thank you. It's lovely.
Happy Easter to you too!



1

Pre A1 Starters

Practice

1 Listen and draw lines. There is one example.  171

Grace

Hugo

Dan

Matt



Kim

Nick

May

2 Look at the picture. Point, ask and answer.



Tell me about the dinosaur.

It's his dinosaur.
It's big and green.



1 Listen and draw lines. There is one example.  172

Alice

Eva

Nick

Alex



May

Bill

Anna

2 Look at the picture. Point, ask and answer.



Where's the football player?

Where's the bus?

She's here.

It's here.




1 Listen and colour. There is one example.  173

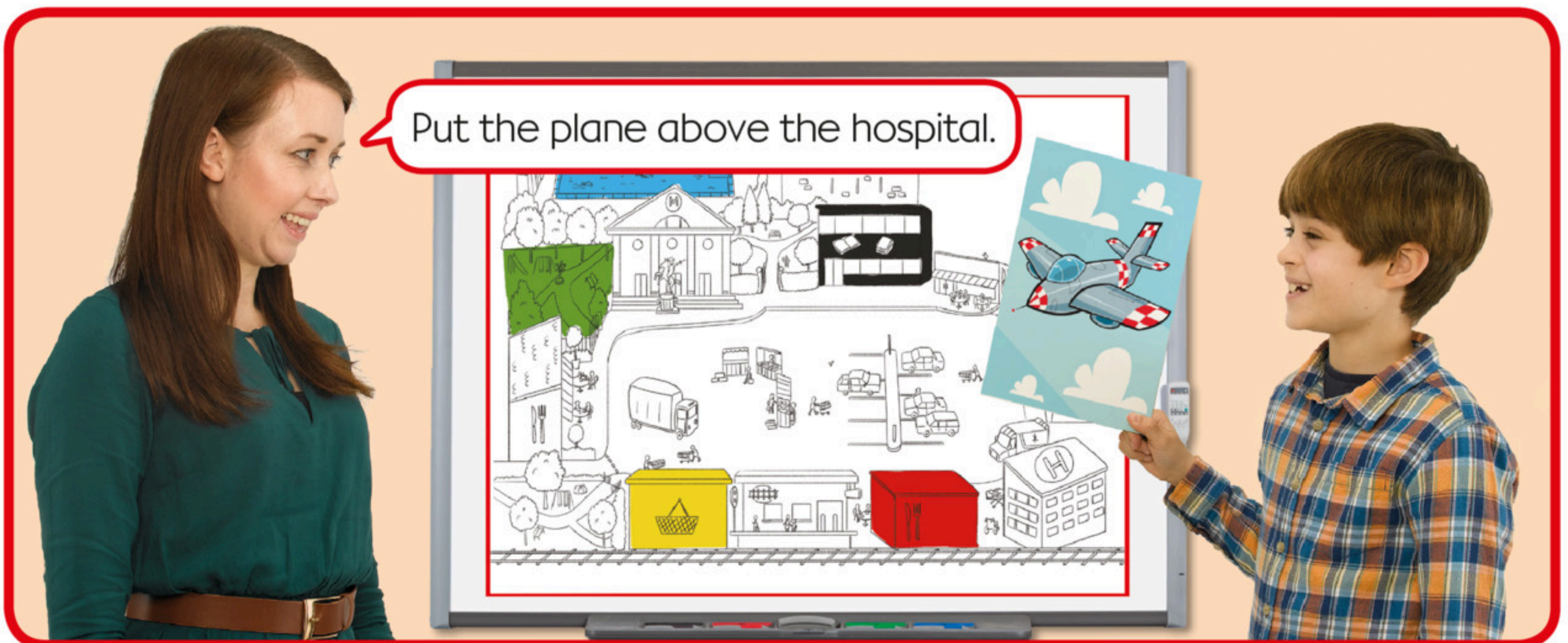


Exam tip!

You need coloured pencils or pens. You need: red, yellow, blue, green, orange, purple, pink, black, brown and grey!



2 Listen to your teacher and place the cards.



1 Listen and tick ✓ the box.  174

1 What do you do at break time?



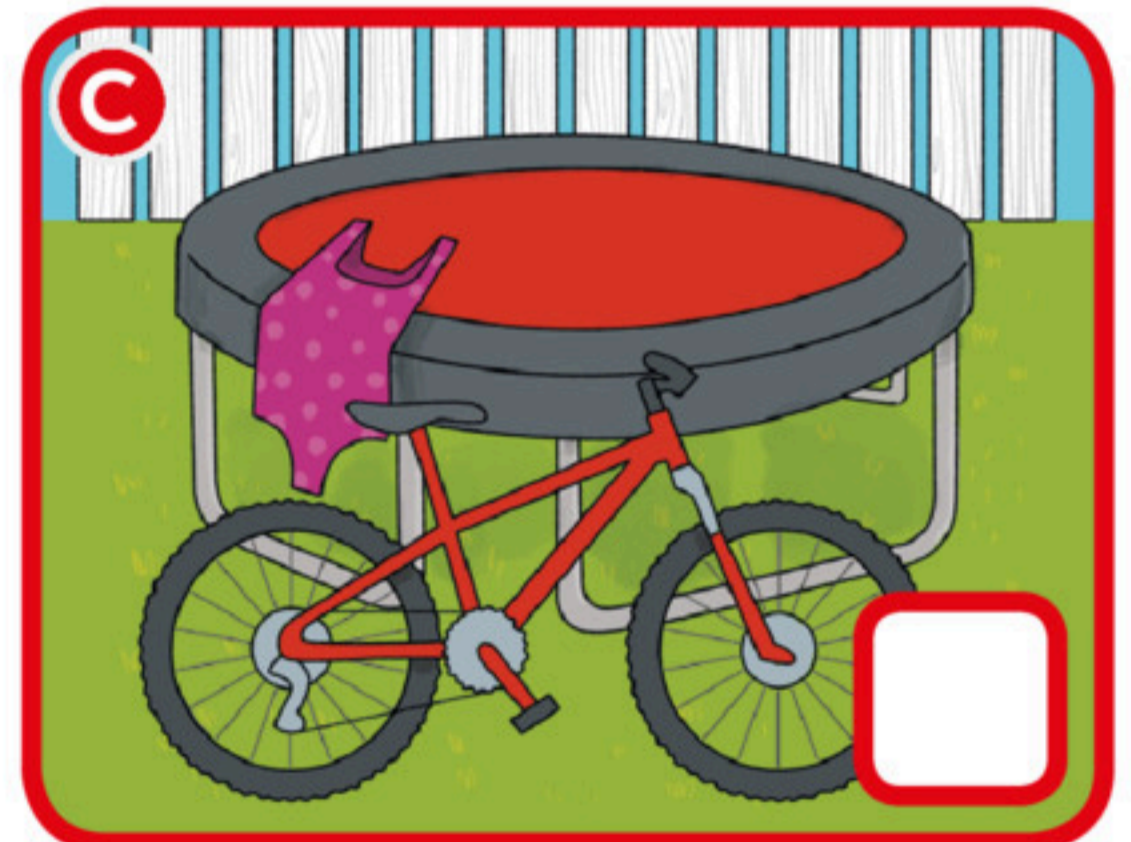
Exam tip!

Don't forget to read the question before you listen!

2 How are you healthy?



3 What sports does Sue play?



2 Ask and answer about yourself.



Do you play badminton?









Where do you play badminton?

Yes, I do.

I play badminton in the park.



1 Listen and number. There is one example.  175

<p>A</p>  <input data-bbox="526 714 638 826" type="text"/>	<p>B</p>  <input data-bbox="996 714 1108 826" type="text"/>	<p>C</p>  <input data-bbox="1467 714 1579 826" type="text"/>	<p>D</p>  <input data-bbox="1937 714 2049 826" type="text" value="1"/>
<p>E</p>  <input data-bbox="526 1260 638 1372" type="text"/>	<p>F</p>  <input data-bbox="996 1260 1108 1372" type="text"/>	<p>G</p>  <input data-bbox="1467 1260 1579 1372" type="text"/>	<p>H</p>  <input data-bbox="1937 1260 2049 1372" type="text"/>

Practice

2 Look at the pictures in activity 1. Ask and answer.



What's picture B?

It's a shark.

Does it live in water?

Yes, it does.

Does it hunt fish?

Yes, it does.



Is it big?
 What colour is it?
 Is it small?
 Can it swim?
 Does it live in a group?
 Does it eat grass?
 Does it drink water?
 Does it sleep in a tree?
 Does it like fruit?
 Does it hunt animals?

1 Listen and draw lines. There is one example.  176

Grace

Kim

Jill

Hugo



Matt

Dan

Tom

2 Look at the picture. Point, ask and answer.




What's she doing?

She's writing.

Tell me about this boy.

He's doing drama.



- 1 Read the question. Listen and write a name or a number.
There are two examples.  177



Examples

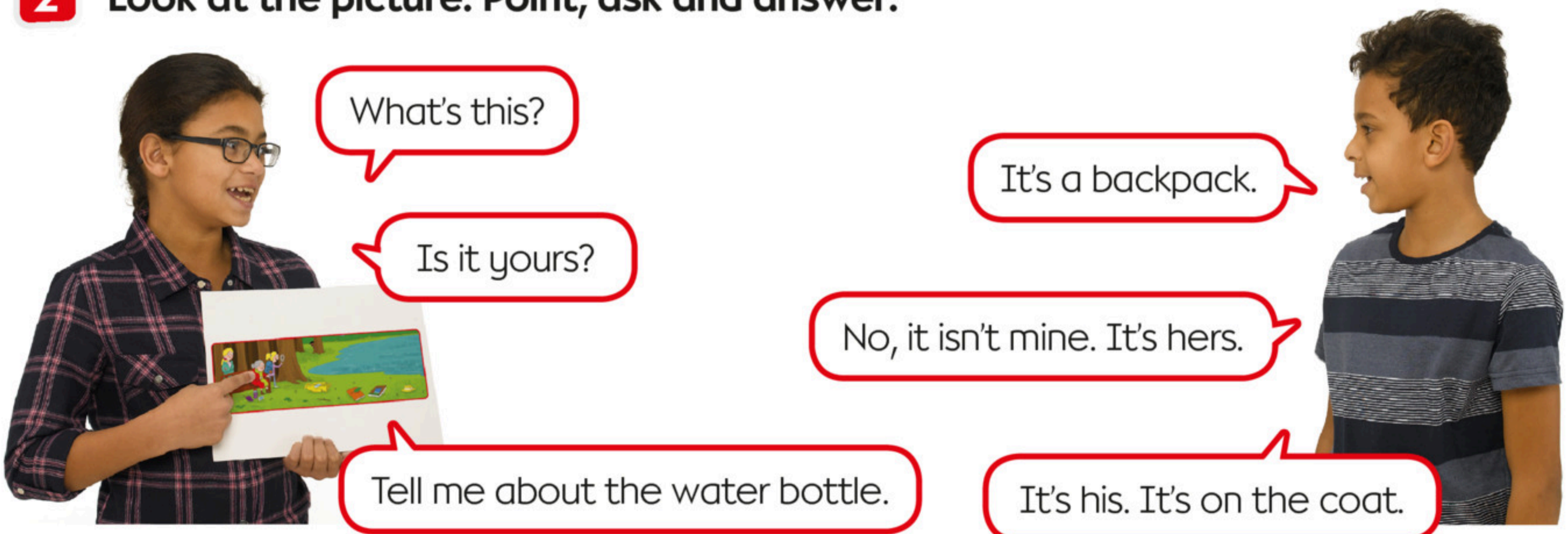
What's the girl's name? Lucy

How old is she? 7

Questions

- 1 How many spiders are there? _____
- 2 What name is on the notebook? _____
- 3 How many biscuits has Lucy got? _____
- 4 What's the drink called? _____
- 5 What name is on the coat? _____

- 2 Look at the picture. Point, ask and answer.



1 Listen and colour. There is one example. 178



2 Listen to your teacher and place the cards.



Exam tip!

It's OK to say 'Sorry?'
or 'Excuse me?'



1 Listen and draw lines. There is one example. 179

Lucy

May

Jill

Tom



Hugo

Alex

Matt

2 Look at the picture. Point, ask and answer.




Where's the police officer?


Where's the motorbike?

He's here.

It's here.



1 Read the question. Listen and write a name or a number.
There are two examples.  180



Examples

What's the boy's name? Mark
How old is he? 8



Exam tip!
Read the questions carefully!

Questions

- Where's Mark's school? Street
- What number is on his T-shirt?
- Who's thirsty?
- What's the sun cream called?
- How many children are at the sports day?

2 Ask and answer about yourself.



Do you play rugby?
Where do you play rugby?
No, I don't. I like doing judo.

Yes, I do.

I play rugby at school.

Do you like doing athletics?



Great Clarendon Street, Oxford, OX2 6DP, United Kingdom

Oxford University Press is a department of the University of Oxford. It furthers the University’s objective of excellence in research, scholarship, and education by publishing worldwide. Oxford is a registered trade mark of Oxford University Press in the UK and in certain other countries

© Oxford University Press 2018

The moral rights of the author have been asserted

e-Book Edition

ISBN: 978 0 19 411699 2 Classroom Presentation Tool

ISBN: 978 0 19 411076 1 e-Book

ISBN: 978 0 19 411077 8 e-Book in-app

ISBN: 978 0 19 411078 5 e-Book Sample

First published in 2018

No copying or file sharing

This digital publication is protected by international copyright laws. No part of this digital publication may be reproduced, modified, adapted, stored in a retrieval system, or transmitted, in any form or by any means, to any other person or company without the prior permission in writing of Oxford University Press, or as expressly permitted by law. Enquiries concerning reproduction outside the scope of the above should be sent to the ELT Rights Department, Oxford University Press, at the address above

You must not modify, adapt, copy, store, transfer or circulate the contents of this publication under any other branding or as part of any other product. You may not print out material for any commercial purpose or resale

Any websites referred to in this publication are in the public domain and their addresses are provided by Oxford University Press for information only. Oxford University Press disclaims all and any responsibility for the content of such websites

ACKNOWLEDGEMENTS

Back cover photograph: Oxford University Press building/David Fisher

Cover illustrations by: Marc Lynch/Digart Graphics.

Back cover photograph: Oxford University Press building/David Fisher

Main illustrations by: Marc Lynch/Digart Graphics

Other illustrations by: Beccy Blake/Sylvie Poggio Artist’s Agency pp.11 (Ex3), 14 (Ex2–3), 16 (Ex3), 17 (Ex1), 19 (football team), 24(Ex2–3), 26, 27 (Ex1–2), 31 (Ex3), 34, 37 (Ex1–2), 43 (Ex3), 46 (Ex203), 48 (Ex3), 49 (Ex1), 56 (Ex2–3), 58 (Ex3), 59 (Ex1–2), 63 (Ex3), 66, 68, 69 (Ex1–2), 75 (Ex3–4), 78 (Ex2–3), 81, 85 (Ex3), 88 (Ex2–3), 90, 91 (Ex1–2); Iryna Bodnaruk/Good Illustration pp.73, 80; Moreno Chiacchiera/Beehive Illustration in the style of Maria Neradova/ Good Illustration pp.94–95, 96–97, 98–99; Gareth Conway/The Bright Agency pp.21 (Ex3), 102, 103, 104, 106, 107, 108, 109; Iole Eulalia Rosa/ Beehive Illustration pp.41 (read with Yannis) 48; Andy Hamilton pp.19 (boy), 25, 27 (Ex4), 35, 36, 58 (Ex2); Sharon Harmer/The Bright Agency pp.8, 9, 10,12 (Ex2), 18, 19 (bus), 20, 22 (Ex2), 28, 29, 30, 32 (Ex2), 50, 52, 53 (Ex3), 54 (Ex2), 60, 61, 62, 64 (Ex2), 68 (table tennis), 72, 73, 74, 76 (Ex2), 82, 83, 84, 86 (Ex2); Marc Lynch/Digart Graphics pp.43, 44–45, 46; Mark Ruffle pp.15, 16, 47, 38, 70, 79, 92, 100, 101; Dave Williams/The Bright Agency in the style of Gareth Conway/The Bright Agency pp.105, 110, 111; Dave Williams/The Bright Agency in the style of Sharon Harmer/The Bright Agency pp.5, 40, 41 (play with Chen), 42, 44 (Ex2).

Commissioned photography by: Graham Alder/MM Studios pp.4, 25, 39, 71, 93, 100–111.

The Publishers would like to thank the following for their kind permission to reproduce photographs and other copyright material: 123rf: pp.9 (Georgio/Alexander Shalamov), 16 (Georgio/Alexander Shalamov), 36 (castle/Iuliia Mashkova), 40 (fruit and veg/Aleksandar Mijatovic), 47 (hair/Zdenka Darula), 58 (big bird/ Andrea Izzotti), 72 (hide and seek/Sergey Novikov), 79 (cloudy/chuyu); Alamy: pp.4 (Leo/OJO Images Ltd), 4 (Chen/imtmphoto), (Emily/Jeff Berlin), 9 (Leo/ OJO Images Ltd), 12 (Leo/OJO Images Ltd), 19 (Leo/OJO Images Ltd), 25 (Leo/ OJO Images Ltd), 29 (Chen/imtmphoto), 34 (Chen/imtmphoto), 40 (Emily/Jeff Berlin), 41 (Chen/imtmphoto), (x-ray/Puwadol Jaturawutthichai), 42 (Emily/Jeff Berlin), 44 (Chen/imtmphoto), 47 (x-ray/Puwadol Jaturawutthichai), 47 (skin/ Bo Valentino), 50 (penguins/James Azzurro), 51 (Emily/Jeff Berlin), 54 (Emily/ Jeff Berlin), 58 (kangaroo/imageBROKER), 60 (Chen/imtmphoto), 61 (Leo/ OJO Images Ltd), 61 (Emily/Jeff Berlin), 62 (Chen/imtmphoto), 64 (Leo/OJO Images Ltd), 67 (Emily/Jeff Berlin), 68 (cricket/Photosindia), 68 (cooking/Paul Doyle), 79 (raining/Minden Pictures), 82 (clowns/Matthias Oesterle), 83 (Leo/ OJO Images Ltd), 86 (Leo/OJO Images Ltd), 100 (indian family/Image Solutions Llc), (patterns/Linka Odom); Design & Crafts Council of Ireland/National Craft Gallery, Kilkenny: pp.29 (National Craft Gallery Kilkenny/Dylan Vaughan), 36 (National Craft Gallery Kilkenny/Dylan Vaughan); Getty: pp.4 (Finn/ SVGiles), 8 (Finn/SVGiles), 10 (Finn/SVGiles), 18 (video games/kirin_photo), 18 (Marina/ Diana Kraleva), 19 (Jay/ImagesBazaar), 26 (Jay/ImagesBazaar),

28 (Huan/Asia Images Group), 28 (Finn/SVGiles), 30 (Finn/SVGiles), 36 (castle and river/Peter Zoeller/Design Pics), 60 (school lunch/SolStock), 68 (playing drums/Rick Eglinton), 73 (Finn/SVGiles), (Kimiko/Todd Fong Photography), 76 (Finn/SVGiles), 79 (sunny/Hannah Bichay), 80 (Kimiko/Todd Fong Photography), 83 (Finn/SVGiles), 89 (Finn/SVGiles); iStock: pp.4 (Rosie/ Rosemarie Gearhart), (Ted/Deklofenak), 9 (Rosie/Rosemarie Gearhart), 15 (Rosie/Rosemarie Gearhart), 19 (Ted/Deklofenak), 22 (Ted/Deklofenak), 29 (Caitlin/msderrick), 36 (Caitlin/msderrick), 41 (Rosie/Rosemarie Gearhart), 47 (Rosie/Rosemarie Gearhart), 50 (Ted/Deklofenak), 51 (Matilda/Ridofranz), 52 (Ted/Deklofenak), 58 (Matilda/Ridofranz), 61 (Scott/Juanmonino), 68 (Scott/Juanmonino), 73 (Ted/Deklofenak), 79 (Ted/Deklofenak), 82 (Rosie/ Rosemarie Gearhart), 84 (Rosie/Rosemarie Gearhart); Oxford University Press: pp.8 (birthday cake/Romiana Lee/Shutterstock), 8 (Felix/Will Amlot), 50 (Lucy/ Will Amlot), 57 (cave/Corel), (desert/Denis Burdin/shutterstock), (jungle/Sean Lema/shutterstock), 72 (Tyla/Vanessa Louise Marshall), 82 (Brendan/Will Amlot); Shutterstock: pp.4 (Zara/paultarasenko), 4 (Priti/v.s.anandhakrishna), 18 (Priti/v.s.anandhakrishna), 20 (Priti/v.s.anandhakrishna), 28 (traffic/Hung Chung Chih), 29 (Priti/v.s.anandhakrishna), 32 (Priti/v.s.anandhakrishna), 36 (riding bikes/Andrey_Popov), 40 (Lucy/Africa Studio), 47 (teeth/GOLFX), 48 (Yanis/Zurijeta), 48 (Yannis/Zurijeta), 51 (monkey/lakov Filimonov), (Priti/v.s.anandhakrishna), (koala/Yatra), 57 (Priti/v.s.anandhakrishna), (ice/ Rene Baars), (snake/Eric Isselee), (penguin/Jan Martin Will), (monkey/lakov Filimonov), (bat/Kirsanov Valeriy Vladimirovich), 58 (koala/Yatra), 60 (Matt/ Julia Tsokur), 72 (Zara/paultarasenko), 74 (Zara/paultarasenko), 79 (snow/ PNPIImages), (snowing/PNPIImages), (windy/Miami2you), 80 (forest/Tom Tom), 83 (sheep/unverdorben jr), (gateau/TorriPhoto), (Lara/Tatyana Vyc), 89 (earth/Oleg Kirillov), (clay/Dmytro Zinkevych), 89 (sheep/unverdorben jr), (wool/ images72), (trees/1000 Words), (paper/stefanel), (trees/1000 Words), (wood/Joe Gough), 90 (Lara/Tatyana Vyc), (black forest/Baciu), (gateau/ TorriPhoto), 100 (sweets/highviews).

Projects by: Tamzin Thompson

Practice for Cambridge English Qualifications by: Rachel Godfrey, Trish Burrow and Jenny Quintana

Music composed and produced by: Jake Carter and David Fisher

The publishers advise that project work involving cutting and sticking should be carried out under the supervision of an adult.